



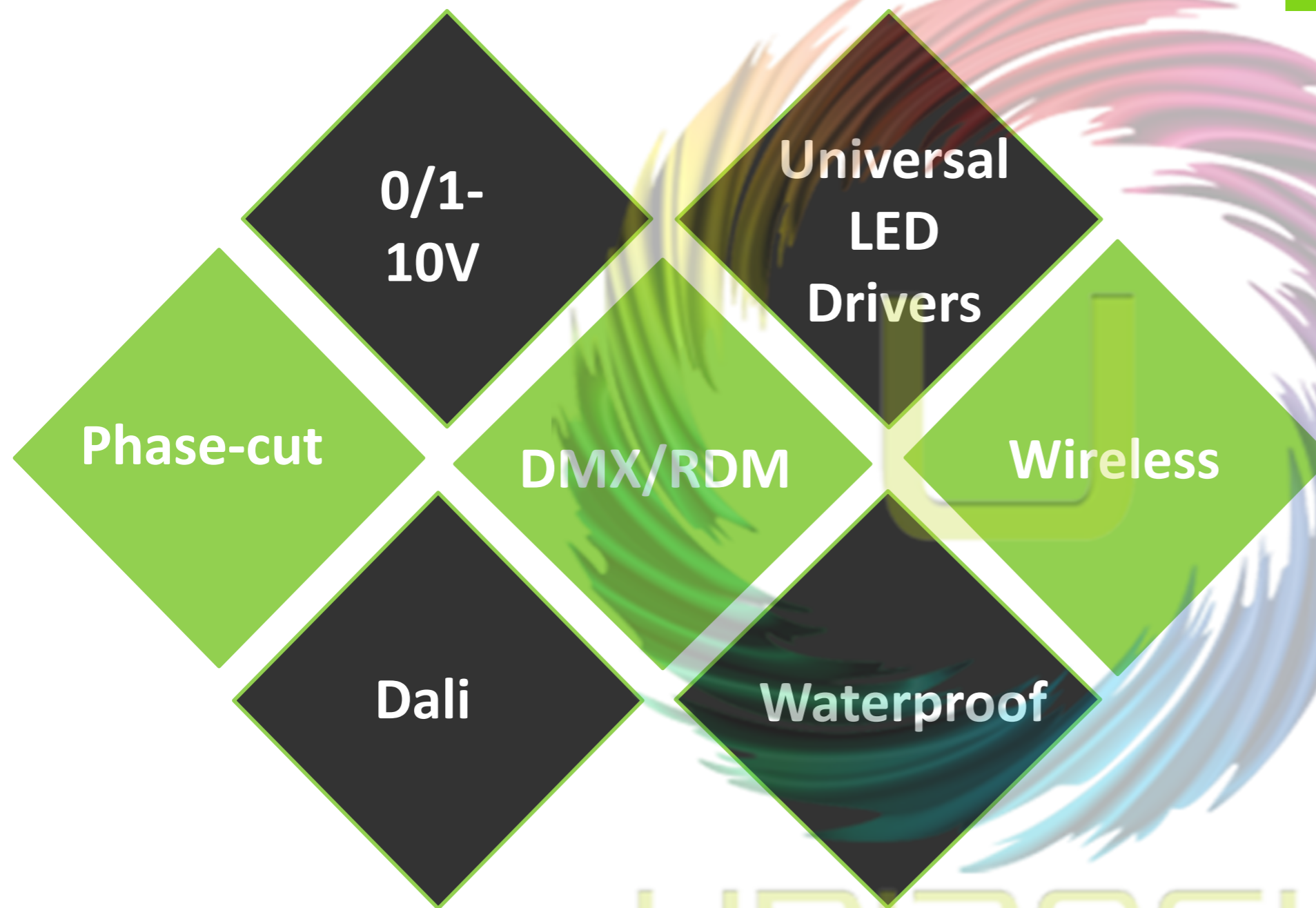
UNITECH  
DIGITALMEDIA



[unitechdigitalmedia.it](http://unitechdigitalmedia.it)

# Digital Lighting

Drivers and controller



unitech  
DIGITALMEDIA



# DAI Series

DIGITAL ADDRESSABLE LIGHTING INTERFACE

unitech  
DIGITAL MEDIA

# DALI Series

**DALI** (Digital Addressable Lighting Interface) is one of the most popular standards of lighting control and a special protocol for digital lighting control. It provides designers with the best performance and the most personalized selection solution.

The Dali control is a strong advantage in the field of intelligent lightning control, thanks to its simple, reliable, excellent function, easy installation and flexible extend features.

**IEC62386** is the international standard of digital addressable lighting interface, which solves the compatibility of different manufacturer's devices. It provides designers with the best performance and the most personalized selection solution.

**IEC62386-207** is the special requirements of LED module (DT6), which mainly defined the brightness adjustment and has been maturely applied in the field of lighting control.

**IEC62386-209** is the special requirement of color control (DT8), which supports color control, include RGB and color temperature. It can be widely used in education, office, hospital, retail and other occasions. This increased color control provides architects with more options for using Dali lamps to control the color and brightness of each room. Dali standards have been developing over the decades and forming the DALI-2.0. DALI-2.0 fills the gaps of original standards and adds new function. It introduces the standardization of control devices, including input devices and control devices, while maintaining backward compatibility.



Unit	1	2	3
Us: 1	20-75V	-	-
Us: 2	20-75V	ON	ON
Us: 3	20-37V	ON	ON
Us: 4	20-38V	ON	ON





# DAI Series

## Costant Voltage Drivers

### Description

Widely used for brightness adjusting and color-temp. controlling of LED constant voltage lights.

It can be used as decoder and also driver. Dimming with 1-100% range (LED brightness starts at 1%)

### Features

- Comply to DALI standard protocol IEC 62386
- Short circuit / Over load protection
- Security level: 2
- DALI Digital control input, PWM output
- Support Touch DIM function, and can be dimmed manually

### Advantages

- PWM digital dimming, no alter the LED color rendering index
- Built-in MCUs , customizable logarithmic curve, linear dimming curve
- Dimming depth : 1% Dimming range : 1%- 100%
- No minimum load requirements



Item No.	Product No.	Product pictures	Input Voltage VAC	Output Current Channel	Output Voltage (VDC)	Output Power (W)	TouchDIM	G.W. g	Size mm
EUP240-1H24V-0	10220001101	1	220-240	1A*1	24	24	Support	150	150*43*29
EUP400-1H24V-0	102200070101	2	220-240	1.7A*1	24	40	Support	225	137*82*31
EUP750-1H12V-0	102200051101	3	220-240	6.2A*1	12	75	Support	460	213*54*33
EUP750-1H24V-0	102200061101	3	220-240	3.1A*1	24	75	Support	460	213*54*33
LCP750-4W12V	102200510101	6	120-277	6.25A*4	12	75	No Support	340	295*40*32
LCP750-4W24V	102200530101	6	120-277	3.125A*4	24	75	No Support	340	295*40*32
LCP750AD-1H12V	TBD	6	220-240	6.25A*1	12	75	Support	TBD	295*40*32
LCP750AD-1H24V	TBD	6	220-240	3.125A*1	24	75	Support	TBD	295*40*32
EUP1350-1W12V-0	102200071101	4	100-240	11.25A*1	12	135	Support	668	206*75*40
EUP1500-1W24V-0	102200041101	4	100-240	6.25A*1	24	150	Support	668	206*75*40
LCP1500-4W12V	102200520101	6	120-277	12.5A*4	12	150	No Support	730	360*40*32
LCP1500-4W24V	TBD	6	120-277	6.25A*4	24	150	No Support	730	360*40*32
LCP1500AD-1H12V	TBD	6	220-240	12.5A*1	12	150	Support	TBD	360*40*32
LCP1500AD-1H24V	TBD	6	220-240	6.25A*1	24	150	Support	TBD	360*40*32
EUP200AD-1H12V-0	102200001101	5	220-240	1.7A*1	12	200	Support	865	310*60*45
EUP200AD-1H24V-0	102200011101	5	220-240	8.3A*1	24	200	Support	865	310*60*45
EUP400-1W12V-0	102200072201	2	100-240	3.4A*1	12	40	Support	220	137*82*31

## Ultra-thin Whaterproof Dimming Driver

### Description

DALI and 0 - 10V dimming options can be used for DC constant voltage LED lamps

### Features

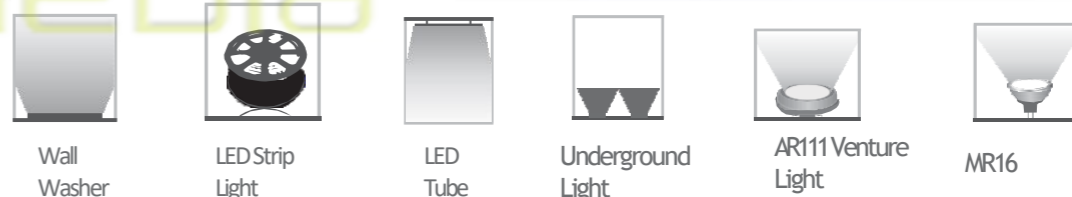
- Wide input voltage range 100 - 240 volts, PF > 0.95
- The die-casting shell is integrally formed, and the product meets the structural requirements of Class I power supply
- Adopting high quality potting compound with scientific proportion, the protection grade is as high as IP67
- With overload, short circuit, over voltage, over temperature and other protection functions, and can automatically recover after the fault is removed
- Comply with CE/CB/ EneC/ SAA/ RoHS/ CCC and other certification requirements
- Built - in 2kV ~ 10kV lightning protection circuit ( depending on the product power )
- Ambient temperature range: to -25 °C - + 50°C
- Five - years warranty

### Advantages

- High reliability
- Long life
- High efficient
- Complete protection function
- Low input surge current
- Low output ripple noise
- High Protection level



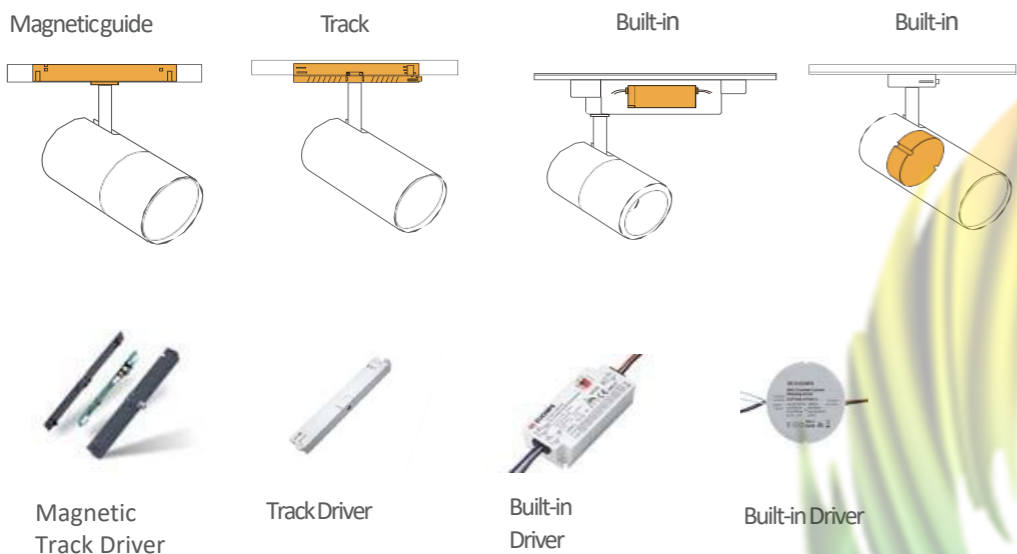
Item No.	Product No.	Product pictures	Input Voltage (VAC)	Output Current Channel	Output Voltage	Output Current (A)	Output Power(W)	G.W. g	Size mm
UWP750-1M12V	102200440101	1	100 - 240	6.25*1	12VDC	6.25	75	820	270*61*25
UWP750-1M24V	102200420101	1	100 - 240	3.125*1	24VDC	3.13	75	820	270*61*25
UWP1000-1M12V	102200450101	1	100 - 240	8.33*1	12VDC	8.33	100	820	270*61*25
UWP1000-1M24V	102200410101	1	100 - 240	4.16*1	24VDC	4.17	100	820	270*61*25
UWP1500-1M12V	102200460101	1	100 - 240	12.5*1	12VDC	12.5	150	820	270*61*25
UWP1500-1M24V	102200430101	1	100 - 240	6.25*1	24VDC	6.25	150	820	270*61*25
UWP1500-1M36V	TBD	1	100 - 240	4.17*1	36VDC	4.17	150	TBD	270*61*25
UWP1500-1M48V	TBD	1	100 - 240	3.12*1	48VDC	3.13	150	TBD	270*61*25
UWP2400-1M12V	102200470101	2	100 - 240	20*1	12VDC	20	240	1055	270*68*30
UWP2400-1M24V	102200490101	2	100 - 240	10*1	24VDC	10	240	1055	270*68*30



# DAI Series

## Constant Current Drivers

### Track light installation solution



### Description

Mainly used for monochrome constant current lamp dimming, set dimmer and driver as one of the dimming driver. To achieve bright lighting regulation with 1-100% dimming.

### Features

- Support DALI standard protocol IEC62386
- Support TouchDim function and can be dimmed manually
- PWM dimming, used for constant voltage lights
- Support short circuit, over current protection, over temperature protection

### Advantages


- MCUs built-in, customizable log curve, linear dimming curve
- Secondary-level structure, less than 3%
- Safe isolation, provide a more secure level
- Dimming depth: 1% Dimmingrange: 1%-100%
- Load range: 10% - 100%

## Constant Current Drivers



Item No.	Product No.	Product pictures	Input Voltage VAC	Output Current Channel	Output Voltage (VDC)	Output Power (W)	TouchDIM	G.W. g	Size mm
PUP100-1WMC-350	102100691101	7	120-277	120/150/180/210/240/270/300/350mA*1	9-42	10	Support	120	75*35*26.5
PUP100-1WMC-700	102100680101	7	120-277	350/400/450/500/550/600/650/700mA*1	2-21	10	Support	120	75*35*26.5
PCP100-1HMC-350	TBD	8	220-240	120/150/180/210/240/270/300/350mA*1	9-42	10	Support	75	89*41*29
PCP100-1HMC-700	TBD	8	220-240	350/400/450/500/550/600/650/700mA*1	9-42	10	Support	75	89*41*29
EUP100-1HMC-0	• 102100291101	1	220-240	120/180/240/300mA*1	9-40	10	Support	125	150*43*29
EUP100-1HMC-0	• 102100292101	1	220-240	120/180/240/300mA*1	9-40	10	Support	125	150*43*29
EUP120-1HMC-0	• 102100261101	1	220-240	200/250/300/350mA*1	9-40	12	Support	125	150*43*29
EUP120-1HMC-0	• 102100263101	1	220-240	200/250/300/350mA*1	9-40	12	Support	125	150*43*29
EUP150-1HMC-0	• 102100281101	1	220-240	350/400/450/500mA*1	9-40	15	Support	125	150*43*29
EUP150-1HMC-0	• 102100282101	1	220-240	350/400/450/500mA*1	9-40	15	Support	125	150*43*29
EULP150-1HMC-0	• 102100351101	3	200-240	500mA*1	9-30	15	Support	230	278*30*28
EUP200-1HMC-0	• 102100171101	1	220-240	350/500/550/700mA*1	9-40	20	Support	125	150*43*29
EUP200-1HMC-0	• 102100172101	1	220-240	350/500/550/700mA*1	9-40	20	Support	125	150*43*29
PUP200-1WMC	102100650101	7	120-277	350/400/450/500/550/600/650/700mA*1	9-45	20	Support	200	88*43*26.5
EULP200-1WMC-0	• 102100123101	3	100-240	350/500/700mA*1	9-45	20	Support	230	280*30*21
LTP250-1HMC	102100850101	5	220-240	350/400/450/500/550/600/650/700mA*1	12-42	20	Support	TBD	200*32*44.5
EUP300-1HMC-0	• 102100250101	1	220-240	550/600/650/700/750/800/850/900mA*1	9-45	30	Support	120	150*43*29
EUP300-1HMC-0	• 102100251101	1	220-240	550/600/650/700/750/800/850/900mA*1	9-45	30	Support	120	150*43*29
EULP350-1WMC-0	• 102100132101	3	100-240	600/700/800/900mA*1	9-45	35	Support	230	280*30*21
RWP300-1H700C	102100490101	6	220-240	700mA*1	30-40	30	Support	286	Φ73*30
RWP400-1H1000C	10210070101	6	220-240	1000mA*1	30-40	40	Support	286	Φ92*32
EUP400-1HMC-0	102100240101	2	220-240	850/900/950/1000/1050/1100/1150/1200mA*1	9-45	40	Support	225	137*82*31
EUP400-1HMC-0	102100242101	2	220-240	850/900/950/1000/1050/1100/1150/1200mA*1	9-45	40	Support	225	137*82*31
PUP400-1WMC-850	102100660101	7	120-277	500/550/600/650/700/750/800/850mA*1	9-48	40	Support	260	121*44*26.5
PUP400-1WMC-1200	102100670101	7	120-277	850/900/950/1000/1050/1100/1150/1200mA*1	9-47	40	Support	260	121*44*26.5
LTP400-1HMC	102100750101	5	220-240	700/750/800/850/900/950/1000/1050mA*1	12-42	40	Support	185	260*32*44.5
EUP500-1HMC-0	102100270101	2	220-240	1050/1100/1150/1200/1250/1300/1350/1400mA*1	9-45	50	Support	225	137*82*31
EUP500-1HMC-0	102100272101	2	220-240	1050/1100/1150/1200/1250/1300/1350/1400mA*1	9-45	50	Support	225	137*82*31
EUP600-1HMC-0	102100151101	4	200-240	1050/1200/1400mA*1	9-58	60	Support	410	203*54*33
EULP650-1HMC-0	102100330101	3	220-240	1050/1200/1400mA*1	9-45	65	Support	300	360*30*21

### Apply lamps and lanterns



Item No.	Product No.	Input Voltage VAC	Output Current Channel	Output Voltage (VDC)	Output Power (W)	TouchDIM	G.W. g	Size mm
EUP100-1HMC-0-120	102100700201	220-240	120/150/170/200/220/250/270/300mA*1	9-45	10	Support	TBD	110*30*22
EUP100-1HMC-0-350	102100720201	220-240	350/400/450/500/550/600/650/700mA*1	2-21	10	Support	TBD	110*30*22



## Constant Current Drivers



1

Item No.	Input Voltage VAC	Output Current Channel	Output Voltage (VDC)	Output Power (W)	TouchDIM	G.W. g	Size mm
LWP130-1H300C	220-240	300mA*1	9-42	12.6	Support	350	136*50*41
LWP190-1H450C	220-240	450mA*1	9-42	19	Support	350	136*50*41
LWP220-1H600C	220-240	600mA*1	9-36	21	Support	350	136*50*41
LWP400-1H950C	220-240	950mA*1	20-42	40	Support	637	167*50*41
LWP450-1H1050C	220-240	1050mA*1	20-42	45	Support	637	167*50*41

This product is one current output, please confirm the current with sales before the order.  
MOQ: 500pcs

### Features

- Meets DALI 2.0 standard Protocol
- Support PWM+CCR dimming, without flicker
- Support Short circuit , over load protection
- Built-in driver
- Input support hot plug

Item No.	Product No.	Input Voltage VAC	Output Current Channel	Output Voltage (VDC)	Output Power (W)	G.W. g	PCB Size mm	Outer shell size mm
BMP140-1SMC	TBD	48VDC±5%	150-350*1	20-40	14	32	125*14.8*12	167*16*18
BMP280-1SMC	TBD	48VDC±5%	350-700*1	20-40	28	32	125*14.8*12	167*16*18

## Multifunctional sensor



### Features

- Support single, group and broadcast control mode to control corresponding LED drivers.
- supporting dali1.0 and dali2.0 protocols
- Three control modes of light, infrared and infrared light are supported.
- It can realize the function of constant illumination, sense sunlight, and adjust the brightness request in real time to achieve constant illumination in the illumination area.

Item No.	Input Voltage VDC	DALI Protocol	Working temp.	G.W. g	Size mm
EUD-01	12-24	IEC62386-207	-20°C ~+50°C	130	Φ95*30

# DALI Series

## Constant Voltage Decoder

### Description

Using DC power supply, PWM control output, mainly for LED constant voltage lamp dimming / color control

### Features

- Support DALI standard protocol IEC62386
- Support short circuit, over current protection, Safe level: second level
- DALI digital control, PWM dimming
- Support TouchDim function and can be dimmed manually

### Advantages

- PWM digital dimming, no alter the LED color rendering index
- Built-in MCUs , customizable logarithmic curve, linear dimming curve
- Dimming depth : 1% Dimming range : 1%-100%
- No minimum load requirements



Item No.	Product pictures	Input Voltage VDC	Output Current Channel	Output Voltage	Output Power V	TouchDIM	G.W. g	Size mm
DALI6010	1	12-24	10A*1	12-24	120-240	Support	125	168*39*30
DALI6002E1	2	12-24	10A*2	12-24	120-240*2	Support	130	167*51*24
DALI6003E1	2	12-24	6A*3	12-24	72-144*3	Support	112	167*51*24
DALI6004	2	12-24	5A*4	12-24	60-120*4	Support	112	167*51*24
DIM1010-DIN	3	12-24	10A*1	12-24	120-240	Support	86	112*35*67

## Signal Converter

### Description

Signal converter can transfer them to same signal

### Features


- Meet DALI protocol IEC62386
- Support 0-10V/1-10V analog signal output
- Support SPI chip WS2811B, WS2811F, WS2812, LPD6803, MBI6020, UCS2903 etc

Item No.	Input Voltage VDC	Output Current Channel	Input Signal	Output Signal	G.W. g	Size mm
DALI6000	12-24	15mA*1	DALI	0-10V analog signal	107	168*50*23.5

# Tunable White

## Description

Especially designed to allow for the Tunable White control of LED modules. It represent a simple way of CCT control via DALI using standard components – LED driver and DALI controller.



## Features

- Support DALI standard protocol IEC62386-209(DT8), Only one DALI address is occupied
- Support short circuit, over current protection, over temperature protection

## Advantages

- MCUs built-in, customizable log curve, linear dimming curve
- the current can be changed via software
- Dimming depth: 1% Dimming range: 1%- 100%
- PWM+CCR Dimming, Flicker -Free
- Secondary-level structure, less than 3%
- Standby power <0.5W



Constant Current Drivers Tunable White(DT8)

Item No.	Product No.	Product pictures	Input Voltage VAC	Output Current Channel	Output Voltage (VDC)	Output Power (w)	TouchDIM	G.W. g	Size mm
EUP120-2HMC-0	102101100101	1	220-240	120/150/180/200/240/270/300/350mA*2	9-42	12	Support	225	150*43*29
EUP200-2HMC-0	102100810101	1	220-240	350/400/450/500/550/600/650/700mA*2	9-42	20	Support	225	150*43*29
EUP400-2HMC-0	102100300101	2	220-240	500/600/700/800mA*2	9-42	40	No Support	225	137*82*31
EULP500-2HMC-0	102100440101	3	220-240	900/1050/1200/1400mA*2	9-42	50	Support	305	360*30*21
EULP350-2HMC	TBD	3	220-240	350/400/450/500/550/600/650/700mA*2	9-42	35	Support	TBD	280*30*21
EULP850-2HMC	TBD	3	220-240	1100/1200/1300/1400/1500/1600/1700/1800mA*2	9-42	85	Support	TBD	360*30*21

Constant Voltage Drivers Tunable White(DT8)

Item No.	Product No.	Product pictures	Input Voltage VAC	Output Current Channel	Output Voltage (VDC)	Output Power (w)	TouchDIM	G.W. g	Size mm
LCP150-2W12V	TBD	4	120-277	6.25A*2	12	75	No Support	TBD	295*40*32
LCP150-2W24V	TBD	4	120-277	3.125A*2	24	75	No Support	TBD	295*40*32
LCP150-2W12V	TBD	4	120-277	12.5A*2	12	150	No Support	730	360*40*32
LCP150-2W24V	TBD	4	120-277	6.25A*2	24	150	No Support	730	360*40*32

# DALI Series

## Power Supply

### Features

- DALI Standard
- LED indicator light shows status

### Advantages

Support guide rail and screw fixed installation

Item No.	Input Voltage VAC	Power Consumption W	DALI Protocol	G.W. g	Size mm
DALI-130	220-240V AC	4	IEC62386	105	111*35*67

## Master Controller

### Description

Communicating with PC by USB cable connection, build-in booster circuit can supply 25mA power from DALI bus. Used to configure luminaire parameters.

### Features

- Automatically check equipments accessible to Master
- Automatically allocate short addresses according to DALI Protocol
- Support re-addressing of all equipments
- Able to set or read all the parameters in the parameter chart of DALI Protocol
- Able to set or read by groups and scenes
- Support DALI 2.0

### Advantages

· Software interface friendly, easy to operate, learn and use.

Item No.	Input Voltage VDC	Power Consumption W	Control Signal	DALI Protocol	G.W. g	Size mm
DALI-200	5	<2	DALI Signal	IEC62386-209/IEC60929	210	108*72.5*23.5

## Dimmer

### Features

- complies with DALI protocol standard IEC62386
- Used to Adjust Brightness and Color Temperature of Lamps with DALI Interface
- can save basic brightness and startup brightness.
- simple and stylish appearance, elegant appearance, convenient operation
- can be installed in standard DIN 49073 electrical box.
- Applicable to Home, Office, Hotel, Engineering, etc

Item No.	Input Voltage VDC	Power Consumption W	Control Signal	DALI Protocol	G.W. g	Size mm
DALI-R01CCT	Supplied Via Dali Bus	<0.8W	DALI Signal	IEC62386/IEC60929	140	86*86*44

# Tunable White DALI Panel

## Description

DALI-P03 is a touch-sensitive panel for easy-to-use control of lighting control systems and DALI Type 8 colour devices. It can be widely used in schools, retail, hospitals, and offices.



### Features

- Supports DALI Type 8 colour temperature
- Supplied via DALI bus· Support broadcast control.
- Adjust the brightness and color temperature of the lamp
- Save and call up to 4 scenes

### Advantages

- Group serial number can be freely set by DIP switch
- Use blue led button indicator, easy to use.
- Can support many standards electrical wall box
- Glass panel, fashion style.

Item No.	Input Voltage VDC	Power Consumption W	Control Signal	DALI Protocol	G.W. g	Size mm
DALI-P03	Supplied Via Dali Bus	<0.2W	DALI Signal	IEC62386/IEC60929	145	86*86*10

# Control Panel

## Description

Mainly used for LED constant current lamp dimming control, can be widely used in hotels, restaurants, villas, offices and other regions, to achieve digital dimming.



### Features

Mainly used for LED constant current lamp dimming control, can be widely used in hotels, restaurants, villas, offices and other regions, to achieve digital dimming.

### Advantages

- Stand alone controlled 3 groups, 4 scenes
- Can set the scene by dial switch and select turn on and off

Item No.	Input Voltage VDC	Power Consumption W	Control Signal	DALI Protocol	G.W. g	Size mm
DALI-P02	Supplied Via Dali Bus	<0.2W	DALI Signal	IEC62386/IEC60929	145	86*86*10

# Scene/Group Input Module



### Features

- Can choose different scenes
- Each button reacts fast
- Power supplies via DALI bus
- Easy to build into the wall like normal switch
- Designed to comply with IEC60929/62386

### Advantages

- Can set the scene or group division by dial switch
- Can set first address by dial switch

Item No.	Input Voltage VDC	Power supply	Signal current	Scene/Group	G.W. g	Size mm
DALI-GSC-4	12-20VDC	Via DALI signal line	2 mA	1-4	20	44*46*14

# DALI Series & 1-10V

## Hybrid

# Constant Current Dimmable Drivers


### Features

- Single channel constant current output, selectable multilevel current
- Efficiency 82
- Active PFC
- Smooth dimming curves, without flick
- Short circuit, overload, over temperature functions
- Suitable for indoor LED lamps, such as LED downlight and panel light.



Item No.	Input Voltage VAC	Output Current Channel	Output Voltage VDC	Output power W	Touch DIM	G.W. g	Size mm
EUP12AD-1HMC-0	220-240	200/250/300/350mA*1	9-40	12	Support	130	150*43*29
EUP15AD-1HMC-0	220-240	350/400/450/500mA*1	9-40	15	Support	130	150*43*29
EUP20AD-1HMC-0	220-240	350/500/550/700mA*1	9-40	20	Support	130	150*43*29
EUP30AD-1HMC-0	220-240	550/600/650/700/750/800/850/900mA*1	9-45	30	Support	150	150*43*29

Apply lamps and lanterns

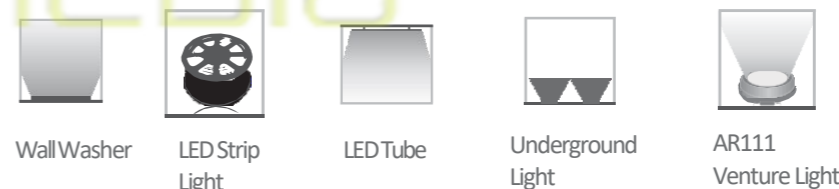


# Constant Voltage Dimmable Drivers




Item No.	Product pictures	Product No.	Input Voltage VAC	Output Current Channel	Output Voltage VDC	Output power W	Touch DIM	G.W. g	Size mm
LCP75AD-1H12V	1	TBD	220-240	6.25A*1	12	75	Support	TBD	295*40*32
LCP75AD-1H24V	1	TBD	220-240	3.125A*1	24	75	Support	TBD	295*40*32
LCP150AD-1H12V	1	TBD	220-240	12.5A*1	12	150	Support	TBD	360*40*52
LCP150AD-1H24V	1	TBD	220-240	6.25A*1	24	150	Support	TBD	360*40*52
EUP200AD-1H12V-0	2	100200001101	220-240	16.7A*1	12	200	Support	865	310*60*45
EUP200AD-1H24V-0	2	100200011101	220-240	8.3A*1	24	200	Support	865	310*60*45

Apply lamps and lanterns



# PHASE-CUT SERIES

DIGITAL ADDRESSABLE LIGHTING INTERFACE



UNITECH  
DIGITAL MEDIA




# PHASE-CUT Series



Leading edge dimming usually uses silicon controlled rectifier (SCR) as a switching device, so it is also called silicon controlled dimmer (Phase-cut dimmer). Its working principle is to wait for the trigger to turn on from the zero phase of AC voltage, and when it turns on, AC power is transmitted to the load. The sine wave shape is changed by adjusting the conduction angle of each half wave of alternating current, so that the effective value of alternating current is changed to achieve the purpose of dimming. The forward phase-cut (FPC) dimmer has the following advantages: low in dimming cost, compatible with existing lines, and does not need to be rewired, so it dominates the market. Most manufacturers also produce this type of dimmers. The back-edge (reverse) phase-cut dimmer (RPC) turns on immediately after the half-wave of AC voltage starts, and turns off immediately when the half-wave voltage reaches the set turn-on angle.

Similar to front-end dimming, dimming is achieved by adjusting the conduction angle. The MOSFET is generally used as the switching device in the back edge phase-cut dimmer, because if the SCR is used as the active switch, it cannot be turned off immediately according to the characteristics of the SCR, and it will not turn off until the voltage half-wave crosses zero.



# PHASE-CUT

## Constant Voltage Dimmable Drivers

### Description

Support Leading edge (Phase-Cut) and Trailing edge (ELV), suitable for DC 12-24V constant voltage LED lightings, such as LED strip light, LED flood light, etc. Widely used in hotel, club, villa, market, office and home.

### Features

- Output short-circuit protection, overpower protection, overcurrent protection
- Smooth dimming curve, no flicker

### Advantages

- Excellent compatibility with major brand control system
- Controlled by PWM (Pulse-Width Modulation), not change color rendering index
- Built-in MCU (Micro controller unit), support both logarithmic curves and linear curves dimming customizable
- Dimming depth 1%, dimming range 1% to 100%
- No minimum load
- Support Leading edge (Phase-Cut) and Trailing edge (ELV)



#### Standard

Item No.	Product No.	Input Voltage VAC	Output Current Channel	Output Voltage VDC	Output Power W	Dim Mode	G.W. g	Size mm
EUP12T-1W12V-1	104200021201	200-240	1A*1	12	12	Phase-Cut	85	78*36*29

## Compatible with MR16




## Constant Voltage Dimmable Drivers



Premium									
Item No.	Product No.	Product pictures	Input Voltage VAC	Output Current Channel	Output Voltage VDC	Output Power (W)	Dim Mode	G.W. g	Size mm
EUP24T-1H24V-0	104200021101	1	220-240	1A*1	24	24	Phase-Cut	150	150*43*29
EUP75T-1H12V-0	104200041101	3	220-240	6.2A*1	12	75	Phase-Cut	460	213*54*33
EUP75T-1H24V-0	104200031101	3	220-240	3.1A*1	24	75	Phase-Cut	460	213*54*33
MUP60T-1W12V	104200340101	9	120-277	5A*1	12	60	Phase-Cut	700	242*44*30
MUP60T-1W24V	104200320101	9	120-277	2.5A*1	24	60	Phase-Cut	700	242*44*30
MUP96T-1W12V	104200330101	9	120-277	8A*1	12	96	Phase-Cut	700	242*44*30
MUP96T-1W24V	104200310101	9	120-277	4A*1	24	96	Phase-Cut	700	242*44*30
EUP200T-1H12V-0	104200001101	7	220-240	16.7A*1	12	200	Phase-Cut	842	310*60*45
EUP200T-1H24V-0	104200011101	7	220-240	8.3A*1	24	200	Phase-Cut	842	310*60*45

Standard									
Item No.	Product No.	Product pictures	Input Voltage VAC	Output Current Channel	Output Voltage	Output Power (W)	Dim Mode	G.W. g	Size mm
EUP40T-1W12V-0	104200121201	2	200-240	3.3A*1	12VDC	40	Phase-Cut	210	137*82*31
EUP40T-1W24V-0	104200111201	2	200-240	1.6A*1	24VDC	40	Phase-Cut	210	137*82*31
EUP75T-1H24V-0	104200270201	6	220-240	3.1A*1	24VDC	75	Phase-Cut	320	224*59*35
EUP75T-1H12V-0	104200001201	4	200-240	6.2A*1	12VDC	75	Phase-Cut	414	204*54*33
EUP75T-1H24V-0	104200011201	4	200-240	3.1A*1	24VDC	75	Phase-Cut	414	204*54*33
EUP150T-1H24V-0	104200051201	5	220-240	6.25A*1	24VDC	150	Phase-Cut	842	260*78.3*45
MWS320T-1H24V	104200380201	8	220-240	13.3A*1	24VDC	320	Phase-Cut	1500	317*70*44

Apply lamps and lanterns



# PHASE-CUT

## Constant Current Dimmable Drivers

### Description

Support Leading edge (Phase-Cut) and Trailing edge (ELV), suitable for constant current LED lightings, such as LED down light, COB spot light, ceiling light, etc. Widely used in hotel, club, villa, market, office and home.

### Features

- Multi-current selection
- Smooth dimming curve
- Output short circuit protection and over current protection

### Advantaes


- Excellent compatibility with major brand control system
- Built-in MCU (Micro controller unit), support both log curve and linear dimming (switchable)
- Secondary-level structure, output ripple current less 3%
- Security isolation, provide security level
- Dimming depth 1%, dimming range 1% to 100%
- Load range 10%-100%
- Support Leading edge (Phase-Cut) and Trailing edge (ELV)




Item No.	Product No.	Product pictures	Input Voltage VAC	Output Current Channel	Output Voltage (VDC)	Output Power (W)	Dim Mode	G.W. g	Size mm
EUP10T-1HMC-0	10410010101	2	220-240	120/180/240/300mA*1	9-40	10	Phase-Cut	125	150*43*29
PUP10T-1LMC-350	104100230101	5	108-132	120/150/180/210/240/270/300/330mA*1	9-42	10	Phase-Cut	120	75*35*26.5
PUP10T-1LMC-700	104100240101	5	108-132	350/400/450/500/550/600/650/700mA*1	2-21	10	Phase-Cut	120	75*35*26.5
PCS10T-1HMC	105100000101	6	220-240	150/180/210*1	25-45	10	Phase-Cut	100	118*50*25
EUP12T-1HMC-0	104100090101	2	220-240	200/250/300/350mA*1	9-40	12	Phase-Cut	125	150*43*29
PCS15T-1HMC	105100010101	6	220-240	250/300/350*1	25-45	15	Phase-Cut	100	118*50*25
EUP15T-1HMC-0	104100020101	2	220-240	350/400/450/500mA*1	9-40	15	Phase-Cut	125	150*43*29
EUP20T-1HMC-0	104100000101	2	220-240	350/400/450/500/550/600/650/700mA*1	9-40	20	Phase-Cut	130	150*43*29
PUP20T-1LMC	104100150101	5	108-132	350/400/450/500/550/600/650/700mA*1	9-45	20	Phase-Cut	200	88*43*26.5
EUP30T-1HMC-0	104100002101	3	220-240	350/400/450/500/550/600/650/700mA*1	9-42	30	Phase-Cut	150	185*43*29
PUP40T-1LMC-850	104100180101	5	108-132	500/550/600/650/700/750/800/850mA*1	9-48	40	Phase-Cut	260	121*44*26.5
PUP40T-1LMC-1200	104100170101	5	108-132	850/900/950/1000/1050/1100/1150/1200mA*1	9-42	40	Phase-Cut	260	121*44*26.5

Item No.	Product No.	Product pictures	Input Voltage VAC	Output Current Channel	Output Voltage (VDC)	Output Power (W)	Dim Mode	G.W. g	Size mm
EUP10T-1HMC-0-120	104100101201	1	220-240	120/150/180/200/240/270/300/350mA*1	9-42	10	Phase-Cut	90	110*30*22
EUP10T-1HMC-0-350	104100141201	1	220-240	350/400/450/500/550/600/650/700mA*1	2-21	10	Phase-Cut	90	110*30*22
EUP12T-1HMC-0	104100014201	2	200-240	180/240/300mA*1	9-42	12	Phase-Cut	130	150*43*29
EUP15T-1HMC-0	104100024201	2	200-240	280/350/450mA*1	9-42	15	Phase-Cut	130	150*43*29
EUP20T-1HMC-0	104100003201	2	200-240	350/500/550/700mA*1	9-40	20	Phase-Cut	130	150*43*29
EUP30T-1HMC-0	1041000032201	2	200-240	600/700/800/900mA*1	9-45	30	Phase-Cut	130	150*43*29
EUP45T-1HMC-0	1041000061201	4	200-240	500/700/900/1050mA*1	33-65	45	Phase-Cut	225	137*82*31
EUP60T-1HMC-0	10410007201	4	200-240	900/1050/1200/1400mA*1	9-66	60	Phase-Cut	210	137*82*31

Apply lamps and lanterns



## LED Power Amplifier Wiring Diagram



### Features

- Increase master controller or dimmer load capacity
- Standard 35 mm din rail, convenient installation
- Accept leading edge (Phase-Cut) and trailing edge (ELV)
- Suitable for use with TRIAC dimming driver, incandescent, low voltage, neon and selected fluorescent fixtures.



Item No.	Input Voltage VAC	Output Current Channel	Output power W	G.W. g	Size mm
EUPB0205	100-240	5A*2	2200(220V)	900	210*96.5*65.4
EUPB0105	100-240	5A*1	550(110V)	380	121.5*93.4*63.2
EUPB0110	100-240	10A*1	1100(110V) / 2200(220V)	700	175*9.34*63.2

## Triac/ELV Master Controller

### Features

- Dimming brightness difference can be adjusted by adjustable resistance
- Over current and short circuit protection. Power LED to indicate dimmer current status
- 0-100% brightness control, smooth dimming curve with no flicker



Item No.	Input Voltage VDC	Output Current Channel	Output Power W	Dim Mode	Dimming Voltage VAC	G.W. g	Size mm
DIM105	12-24	15A*1	180-360	Phase-Cut	40-220	114	167*52*24

### Advantages

- Pioneer of power amplifier with multi-channel and high power
- Provide perfect solution to phase cut dimmer and master controller under loading
- Ensure the dimming effect consistent before and after using power amplifier

### Advantages

- No flicker in HD recording
- Controlled by PWM (Pulse-Width Modulation), not change color rendering index

## Instruction Manual Push/Rotary LED Dimmer

### Features

- Suitable for both retrofit and new installations
- Live Only two wire connection - no neutral required
- Soft-start for lamp and driver life
- Inbuilt Overload, short-circuit, over current, over temperature protection



Item No.	Input Voltage VAC	Load range W	Dim Mode	G.W. g	Size mm
Walldim107	220-240	5-150	Phase-Cut	140	63.15*26*41.6

## Instruction Manual Rotary Dimmer Switch

### Features

- Suitable for both retrofit and new installations
- Live Only two wire connection - no neutral required
- Soft-start for lamp and driver life
- Inbuilt Overload, short-circuit, over current, over temperature protection



Item No.	Input Voltage VAC	Load range W	Dim Mode	G.W. g	Size mm
Walldim108	220-240	10-150	Phase-Cut	140	55.5*23.4*23.4

## Triac/ELV Dimmer

### Features

- Support Leading edge (Phase-Cut) and Trailing edge (ELV) dimming power supply, incandescent, etc.
- High flame retardant material, high temperature resistance impact
- Elegant, easy to operate, with fashionable and elegant appearance
- Can directly replace the existing wall switch



Item No.	Product pictures	Input Voltage VAC	Load range W	Dim Mode	G.W. g	Size mm
Walldim105E1	2	220-240	4-500	Phase-Cut	140	86*86*44
Walldim106	1	200-240	4-400	Phase-Cut	140	86*86*44

## SCR Dimming Compensator

### Features

- Active compensation
- Wide input voltage of 100-240VAC
- Suitable for TRIAC circuit load compensation



### Advantages

- Compatible with EUCHIPS drivers, smooth dimming curve and no flicker
- Convenient wiring without removing shell, compatible electric box for countries
- Multi-function and support Leading edge (Phase-Cut) and Trailing edge (ELV) dimming

### Advantages

- Improve phase cut dimmer compatibility as well as with LED load

Item No.	Input Voltage VAC	Power (Typical) VAC	Current VAC	G.W. g	Size mm
Triac Bleeder TB01	100VAC - 240	3W@115 / 1.5W@230	37mA@115 / 24mA@230	75	73*36*29





# 0/1-10V Series

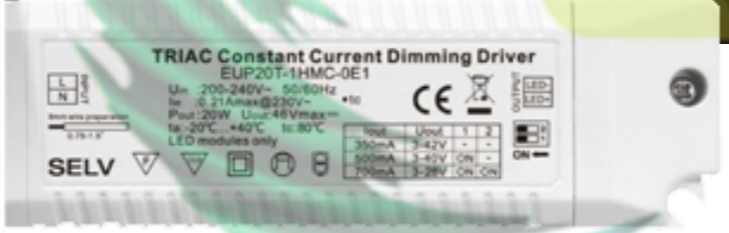
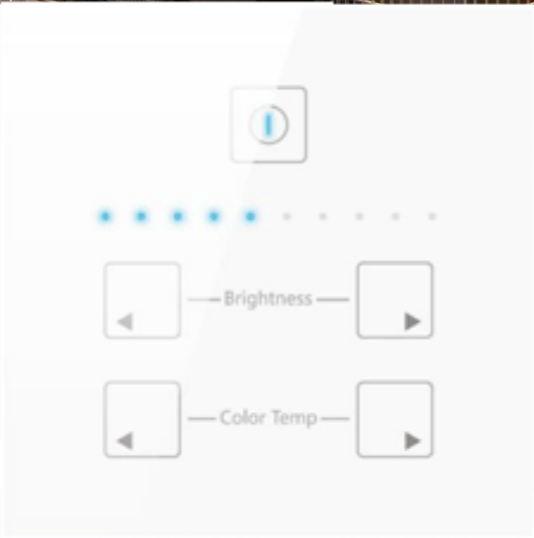

DIGITAL ADDRESSABLE LIGHTING INTERFACE

UNITECH  
DIGITAL MEDIA



# 0/1-10V Series


0-10V/1-10V dimmable drivers solve the compatible problem between fluorescent lamps and LED lamps very successfully. They are widely used with various of capacity dimming system to control the LED ceiling lights, LED downlights, LED panel lights, LED wallwashers, LED strip lights and so on. Our 0-10V/1-10V dimmers support both linear and logarithmic dimming curve, dimming the lights very smoothly and are compatible with various famous lighting control systems, such as Lutron, Dynalite, Schneider, Clipsal, Osram, Philips, ABB and so on.



unitech  
DIGITAL MEDIA



# 0/1-10V Series



- 0/1-10V CC/CV Driver + Panel

unitech  
DIGITALMEDIA

# 0/1-10V Series

## Wiring Diagram

### Constant Voltage Dimmer Series



### Constant Voltage Analog Dimmer Series (Tunable White)



### Constant Current Dimmable Driver Series



## Constant Voltage Dimmable Drivers

### Description

Our drivers work effectively with Lutron, controllers, supporting both 1-10V active dimming way and 1-10V passive

dimming way, with smooth dimming curve and are flicker free.

They are widely used in dimming the brightness of various kind of constant voltage luminaries, such as LED strip,

MR16,etc. With full dimming range of 0-100% according to the 1-10V output signals.

Added function of Short circuit protection, over voltage protection and over load protection

### Features

- Smooth dimming curve, flicker-free
- Customized Dimming curve, improving dimming effect
- No minimum load requirement
- Can be used as normal driver when signal suspending.
- Short circuit/ Over voltage/ Over load protection

### Advantages

- PWM digital dimming way, do not change color rendering index(CRI)
- With MCU built-in, can be customized liner or logarithmic dimming curve
- Supporting 3-in-1 dimming way,(0-10v active signal/PWM signal/adjustable resistor)
- LED can start at 1%, 1-100% full dimming range



#### Premium

Item No.	Product No.	Input Voltage VAC	Output Current Channel	Output Voltage VDC	Output power W	Dim Mode V	G.W. g	Size mm
EUP12A-1H12V-1	103200002101	220-240	1A*1	12	12	0/1-10	85	78*36*29

#### Standard

Item No.	Product No.	Input Voltage VAC	Output Current Channel	Output Voltage VDC	Output power W	Dim Mode V	G.W. g	Size mm
EUP12A-1W12V-1	103200191201	100-240	1A*1	12	12	0/1-10	85	78*36*29

Compatible with MR16



more

## Constant Voltage Dimmable Drivers

### Description

Our drivers work effectively with Lutron, DALITEK master controller, supporting both 1-10V active dimming way and 1-10V passive dimming way, with smooth dimming curve and are flicker free.

They are widely used in dimming the brightness of various kind of constant voltage luminaries, such as LED strip, MR16, etc. With full dimming range of 0-100% according to the 1-10V output signals.


Added function of Short circuit protection, over voltage protection and over load protection

### Features

- Smooth dimming curve, flicker-free
- Customized Dimming curve, improving dimming effect
- No minimum load requirement
- Can be used as normal driver when signal suspending.
- Short circuit/ Over voltage/ Over load protection

### Advantages

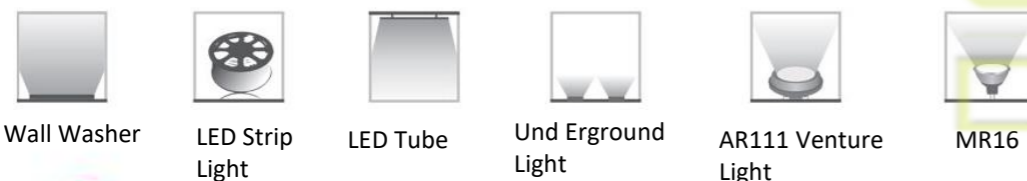
- PWM digital dimming way, do not change color rendering index(CRI)
- With MCU built-in, can be customized linear or logarithmic dimming curve
- Supporting 3-in-1 dimming way, (0-10v active signal/PWM signal/adjustable resistor)
- LED can start at 1%, 1-100% full dimming range



Item No.	Product No.	Product pictures	Input Voltage VAC	Output Current Channel	Output Voltage VDC	Output power W	Dim Mode V	G.W. g	Size mm
EUP24A-1H24V-1	10320001101	1	220-240	1A*1	24	24	0/1-10	150	150*43*29
MUP60A-1W12V	103200370101	4	120-277	5A*1	12	60	0/1-10	700	242*44*30
MUP60A-1W24V	103200380101	4	120-277	2.5A*1	24	60	0/1-10	700	242*44*30
EUP75A-1H24V-1	103200091101	3	220-240	3.1A*1	24	75	0/1-10	460	213*54*33
EUP135A-1W12V-1	103200101101	5	100-240	11.25A*1	12	135	0/1-10	662.5	206*75*40
EUP150A-1W24V-1	103200041101	5	100-240	6.25A*1	24	150	0/1-10	662.5	206*75*40
MUP96A-1W12V	103200360101	4	120-277	8A*1	12	96	0/1-10	700	242*44*30
MUP96A-1W24V	103200310101	4	120-277	4A*1	24	96	0/1-10	700	242*44*30

Item No.	Product No.	Product pictures	Input Voltage VAC	Output Current Channel	Output Voltage VDC	Output power W	Dim Mode V	G.W. g	Size mm
EUP40A-1W12V-1	10320012201	2	100-240	3.4A*1	12	40	0/1-10	220	137*82*31
EUP75A-1H12V-1	10320004201	3	220-240	3.1A*1	24	75	0/1-10	460	213*54*33
EUP75A-1H24V-1	10320005201	3	220-240	3.1A*1	24	75	0/1-10	460	213*54*33
EUP75A-1H24V-1	103200320201	6	220-240	3.1A*1	24	75	0/1-10	315	224*60*35

Apply lamps and lanterns



# 0/1-10V Series

## Ultra-Thin Waterproof Dimming Driver

### Description

0/1-10V dimming options can be used for DC constant voltage LED lamps.

### Features

- Wide input voltage range 100 - 240 volts, PF > 0.95
- The die-casting shell is integrally formed, and the product meets the structural requirements of Class I power supply
- Adopting high quality potting compound with scientific proportion, the protection grade is as high as IP67
- Supporting 3-in-1 dimming way, (0-10v active signal/PWM signal/adjustable resistor)
- With overload, short circuit, over voltage, over temperature and other protection functions, and can automatically recover after the fault is removed
- Comply with CE/CB/ EneC/ SAA/ RoHS/ CCC and other certification requirements
- Built - in 2kV ~ 10kV lightning protection circuit ( depending on the product power )
- Ambient temperature range: to -25 °C - + 50°C
- Five - years warranty

### Advantages

- High reliability
- Long life
- High efficient
- Complete protection function
- Low input surge current
- Low output ripple noise
- High Protection level



Item No.	Product No.	Product pictures	Input Voltage (V AC)	Output Channel	Output Voltage	Output Current (A)	Output Power (W)	Dim Mode	G.W. g	Size mm
UWP75A-1M12V	103200440101	1	100 - 240	1CH	12VDC	6.25	75	0/1-10	820	270*61*25
UWP75A-1M24V	103200420101	1	100 - 240	1CH	24VDC	3.13	75	0/1-10	820	270*61*25
UWP100A-1M12V	103200450101	1	100 - 240	1CH	12VDC	8.33	100	0/1-10	820	270*61*25
UWP100A-1M24V	103200430101	1	100 - 240	1CH	24VDC	4.17	100	0/1-10	820	270*61*25
UWP150A-1M12V	TBD	1	100 - 240	1CH	12VDC	12.5	150	0/1-10	820	270*61*25
UWP150A-1M24V	103200410101	1	100 - 240	1CH	24VDC	6.25	150	0/1-10	820	270*61*25
UWP150A-1M36V	TBD	1	100 - 240	1CH	36VDC	4.17	150	0/1-10	TBD	270*61*25
UWP150A-1M48V	TBD	1	100 - 240	1CH	48VDC	3.13	150	0/1-10	TBD	270*61*25
UWP240A-1M12V	103200480101	2	100 - 240	1CH	12VDC	20	240	0/1-10	1055	270*68*30
UWP240A-1M24V	103200470101	2	100 - 240	1CH	24VDC	10	240	0/1-10	1055	270*68*30
EUCP320A-1H24V	TBD	3	100 - 277	1CH	24VDC	13.33	320	0/1-10	TBD	225*68*38.5



## Constant Current Dimmable Drivers

### Description

Our Constant current dimmable drivers are widely used in various indoor LED illumination, such as LED constant current spot light, down lights, panel lights. Single channel output, switchable output current level, supporting 1-10V dimming way, 100~240 VAC wide voltage input, 84%-88% high effectiveness. With active PFC function built-in, our dimmable drivers can be used as normal drivers when signal suspending. Having smooth dimming curve and flicker-free. With short-circuit function, being widely used in various indoor LED illuminations.

### Features

- Single channel output, switchable output current level
- Supporting 1-10V dimming way, active/passive
- Having active PFC function built-in
- Can be used as normal drivers when signal suspending


### Advantages

- 3-in-1 dimming
- With MCU built-in, customized Logarithm or Liner dimming curve
- Secondary-level structure, less than 3% low-frequency ripple output
- With security isolation function, having higher security level
- LED start from 1%, dimming range from 1-100%
- 10%-100% on-load range



Item No.	Product No.	Product pictures	Input Voltage VAC	Output Current Channel	Output Voltage [VDC]	Output power [W]	Dim Mode V	G.W. g	Size mm
EUP10A-IHMC-1	103100291101	1	220-240	120/180/240/300mA*1	9-40	10	0/1-10	125	150*43*29
PUP10A-IWMC-350	103100590101	6	120-277	120/150/180/210/240/270/300/350mA*1	9-42	10	0/1-10	120	75*35*26.5
PUP10A-IWMC-700	103100600101	6	120-277	350/400/450/500/550/600/650/700mA*1	2-21	10	0/1-10	120	75*35*26.5
PCP10A-IHMC-350	TBD	7	220-240	120/150/180/210/240/270/300/350mA*1	9-42	10	0/1-10	75	89*41*29
PCP10A-IHMC-700	TBD	7	220-240	350/400/450/500/550/600/650/700mA*1	2-21	10	0/1-10	75	89*41*29
EUP12A-IHMC-1	103100281101	1	220-240	200/250/300/350mA*1	9-40	12	0/1-10	125	150*43*29
EUP15A-IHMC-1	103100271101	1	220-240	350/400/450/500mA*1	9-40	15	0/1-10	125	150*43*29
EUP20A-IHMC-1	103100261101	1	220-240	350/500/550/700mA*1	9-40	20	0/1-10	125	150*43*29
PUP20A-IWMC	103100580101	6	120-277	350/400/450/500/550/600/650/700mA*1	9-45	20	0/1-10	200	88*43*26.5
EUP30A-IHMC-1	103100240101	1	220-240	550/600/650/700/750/800/850/900mA*1	9-45	30	0/1-10	155	150*43*29
EULP35A-IH1400C-0	103100360101	4	220-240	1400mA*1	9-27	35	0/1-10	275	360*30*21
EUP40A-IHMC-1	103100231101	2	220-240	850/900/950/1000/1050/1100/1150/1200mA*1	9-45	40	0/1-10	225	137*82*31
PUP40A-IWMC-850	103100610101	6	120-277	500/550/600/650/700/750/800/850mA*1	9-48	40	0/1-10	260	121*44*26.5
PUP40A-IWMC-1200	103100620101	6	120-277	850/900/950/1000/1050/1100/1150/1200mA*1	9-47	40	0/1-10	260	121*44*26.5
EUP50A-IHMC-1	103100221101	2	220-240	1050/1100/1150/1200/1250/1300/1350/1400mA*1	9-45	50	0/1-10	225	137*82*31
EULP50A-IH1400C-0	103100350101	4	220-240	1400mA*1	9-35	50	0/1-10	275	360*30*21
EUP60A-IHMC-1	103100061101	3	200-240	1050/1200/1400mA*1	9-58	60	0/1-10	365	203*54*33

### Apply lamps and lanterns



# 0/1-10V Series

## Constant Current Dimmable Drivers

Item No.	Product No.	Product pictures	Input Voltage VAC	Output Current Channel	Output Voltage VDC	Output power W	Dim Mode V	G.W. g	Size mm
EUP10A-IHMC-1-120	103100400201	5	220-240	120/150/180/200/240/270/300/350mA*1	9-40	10	0/1-10	120	110*30*22
EUP10A-IHMC-1-350	103100410201	5	220-240	350/400/450/500/550/600/650/700mA*1	2-21	10	0/1-10	120	110*30*22
EUP12A-IHMC-1	103100101201	1	220-240	180/240/300mA*1	9-40	12	0/1-10	120	150*43*29
EUP15A-IHMC-1	103100111201	1	220-240	280/350/450mA*1	9-40	15	0/1-10	120	150*43*29

## Constant Voltage Dimmer

### Description


Mainly used for dimming the brightness of the led strips and LED modules, or use the 1-10V signal to dimming the brightness; suitable for various kinds of led modules.

### Features

- Support the short circuit, over current protection and alarm function
- Increase delay processing and increase anti-interference
- Increase fade to fade effect, dimming is much smoother.

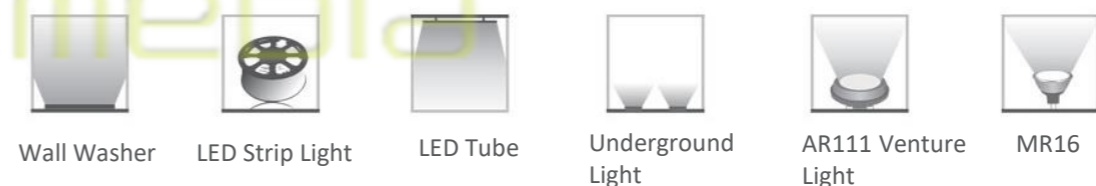
### Advantages

- Support 3-in-1 dimming function
- PWM digital dimming, CRI will not be changed.
- Built-in MCU, customized Logarithmic or Linear dimming curve
- Support 3-in-1 dimming functions (0-10V /1-10V active signal /Adjustable resistance / PWM)
- Dimming depth is 1%, dimming scale is 1%-100%



Item No.	Product pictures	Input Voltage VDC	Output Current channel	Output power W	Dim Mode V	Multifunction Switch	G.W. g	Size mm
DIM-S110V-0	1	12-24	10A*1	120-240	0/1-10	No Support	100	167*51*24
DIM-S218V-0	1	12-24	8A*2	192-384	0/1-10	No Support	100	167*51*24
DIM119	1	12-24	15A*1	180-360	0/1-10	No Support	130	167*51*24
DIM116	2	12-24	5A*3	180-360	0/1-10	No Support	141	165*42*26
Multidim-15V-0	1	12-24	15A*1	180-360	0/1-10	Support	93	167*51*24
DIM151A-DIN	3	12-24	15A*1	180-360	0/1-10	No Support	85	112*35*67

### Apply lamps and lanterns



# 0/1-10V Series

## 0-10V Panel Controller

### Description

Walldim series are designed to be high-end, multi-functions touch panel controllers, with characteristics of fashionable and beautiful appearance, complete functions, easy operations, sensitive key touch. It is mainly used with 0-10V dimming controllers. It can realize 0-10V smooth dimming according to different requirements. Usually, the signal input current of our 0-10/1-10 dimmable drivers are less than 1mA, it's easy to calculate the quantity of the dimmable drivers that can connect to our wall dimmers, based on the output signal current of the wall dimmers.

### Features

- 0-10V dimming mode, dimming curve is smooth
- Touch control buttons, easy operations
- Glass materials, with fashionable and beautiful appearance

### Advantages

- 0-10V dimming mode, dimming curve is smooth
- Touch control buttons, easy operations
- Glass materials, with fashionable and beautiful appearance



1 2 3 4

Item No.	Product pictures	Input Voltage VDC	Output Channel	Output Current Channel	Output Signal VDC	G.W. g	Size mm
WALLDIM103E1	1	/	1	/	0/1-10	140	86*86*42
WALLDIM202	2	12-15	2	50mA*2	0/1-10	140	86*86*26
WALLDIM201	4	15-48	1	150mA*1	0/1-10	125	86*86*10

Item No.	Product pictures	Input Voltage VAC	Output Channel	Output Current Channel	Output Signal VDC	G.W. g	Size mm
WALLDIM200	3	90-265	1	50mA*1	0/1-10	194	86*86*38

## Analog signal amplifier

### Features

- For higher the output power of the synchronized changing signal
- Built with high quality amplification devices, the output capacity reach to 200mA
- Mainly used for the occasion when the master controller's signal is insufficient.

### Advantages

- Input 0-10V /1-10V active signal, Adjustable resistance, PWM signals
- With the strong ability of pulling and filling current

Item No.	Input Voltage	Output Current channel	Output Voltage VDC	Input Signal	G.W. g	Size mm
EUC601	15-48VDC	200mA*1	0/1-10	0-10V active signal, resistance/passive signal, or PWM signal	90	168*39.4*30

## Magnetic guide Driver



Item No.	Product No.	Input Voltage VDC	Output Current Channel	Output Voltage (VDC)	Output power (W)	Dim Mode V	G.W. g	Size mm
BMP28A-1SMC	20310000101	48V	350/500/550/700mA*1	9-40	28	0/1-10	TBD	125*14.5*10

# 0/1-10V Series

## Hybrid Five In One Dimming Drivers

### Constant Current Dimmable Drivers

#### Features

- Single channel constant current output, selectable multilevel current
- Efficiency 82%
- Active PFC
- Smooth dimming curves, without flick
- Short circuit, overload, over temperature functions
- Suitable for indoor LED lamps, such as LED downlight and panel light.

#### Advantages

- PWM digital dimming, CRI will not be changed.
- Built-in MCU, customized Logarithmic or Linear dimming curve
- Second level of security isolation, output ripple is less than 3%
- Load range 10%-100%
- Support five in one dimming (DALI/I1-10V active signal /PWM signal / adjustable resistance/Touch DIM)

### Power Amplifier

#### Description

LED power amplifiers offer the users various solutions and are suitable for different situations, with the input voltage of 12-24VDC, they can be used in single color, RGB and RGBW lamps, maximum output power to be 720W. They are also designed with different appearances for various installations.

#### Features

- For the amplification of power of constant voltage LED controllers
- Controlled by PWM (Pulse-Width Modulation)
- For all kinds of constant voltage LED lamps and modules
- Theoretically, limitless LED modules can be connected if many power amplifiers are in cascade connection

#### Advantages

- Constant Current Waterproof NFC Programmable Dimming Driver



Item No.	Product No.	Input Voltage VAC	Output Current Channel	Output Voltage VDC	Output power W	Touch DIM	G.W. g	Size mm
EUP12AD-1HMC-0	100100061101	220-240	200/250/300/350mA*1	9-40	12	Support	130	150*43*29
EUP15AD-1HMC-0	100100071101	220-240	350/400/450/500mA*1	9-40	15	Support	130	150*43*29
EUP20AD-1HMC-0	100100081101	220-240	350/500/550/700mA*1	9-40	20	Support	130	150*43*29
EUP30AD-1HMC-0	100100051101	220-240	550/600/650/700/750/800/850/900mA*1	9-45	30	Support	150	150*43*29

Apply lamps and lanterns



### Constant Voltage Dimmable Drivers



Item No.	Product pictures	Product No.	Input Voltage VAC	Output Current Channel	Output Voltage VDC	Output power W	Touch DIM	G.W. g	Size mm
LCP75AD-1H12V	1	TBD	220-240	6.25A*1	12	75	Support	TBD	295*40*32
LCP75AD-1H24V	1	TBD	220-240	3.125A*1	24	75	Support	TBD	295*40*32
LCP150AD-1H12V	1	TBD	220-240	12.5A*1	12	150	Support	TBD	360*40*32
LCP150AD-1H24V	1	TBD	220-240	6.25A*1	24	150	Support	TBD	360*40*32
EUP200AD-1H12V-0	2	100200001101	220-240	17A*1	12	200	Support	865	310*60*45
EUP200AD-1H24V-0	2	100200012101	220-240	8.5A*1	24	200	Support	865	310*60*45

Apply lamps and lanterns



Item No.	Product pictures	Input Voltage VDC	Output Current A*Channel	Output Voltage VDC	Output power W	G.W. g	Size mm
RP1-10A-DIN	1	12-24	10A*1	12-24	120-240	90	112*35*67
RP3-5A-DIN	1	12-24	5A*3	12-24	180-360	100	112*35*67
RP310	2	12-24	10A*1	12-24	120-240	138	165*42*26
RP306	2	12-24	5A*3	12-24	180-360	142	165*42*26
RP306W	3	12-24	3A*3	12-24	108-216	208	200*31*21
RP316	4	12-24	6A*3	12-24	216-432	80	168*51*22
RP416	4	12-24	5A*4	12-24	240-480	120	168*51*22
RP530	5	12-24	10A*3	12-24	360-720	225	824*91*25





# DMX/RDM Series

DIGITAL ADDRESSABLE LIGHTING INTERFACE

unitech  
digitalmedia

# DMX/RDM Series

DMX 512 protocol is a Digital Multiplex protocol developed by USITT, the American Theater Technology Association. Because of its simplicity and practicality, it has been widely recognized by manufacturers and users all over the world since its introduction. More and more manufacturers are producing or adopting DMX 512 digital dimming equipment.

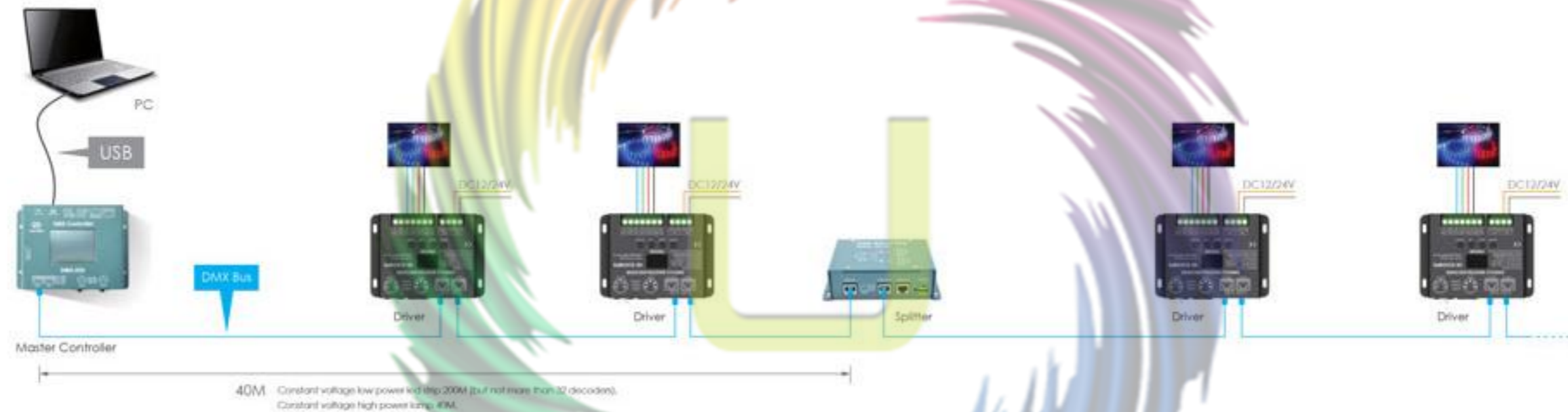
DMX is the abbreviation of Digital Multiplex, meaning multiplex digital transmission. DMX 512 control protocol is the industry standard for data transmission between lighting controller and lighting equipment issued by USITT in 1990. Its full name is USITT DMX 512 (1990), including electrical characteristics, data protocol and data format. Euchips is currently one of the few suppliers in the world to provide a complete set of DMX and RDM solutions. We provide DMX master controller and editing software, sub-controller and DMX power supplies, DMX signal amplifiers, and various signal converters. For example, DMX to relay, DMX to 0 - 10V, DMX to SCR dimming and other rich product lines. The sub-controllers provide 1 channel dimming, 2 channel color temperature dimming, 3 channel RGB, 4 channel RGBW, 5 channel RGBW and 8/12/24/32 channel sub-controllers.



unitech  
DIGITAL MEDIA



# DMX/RDM Series



- Master Controller + DMX Panel + CC/CV Decoder + CC/CV DMX driver + Signal/Wattage Splitter + RDM

## Constant Voltage Decoders

### Description


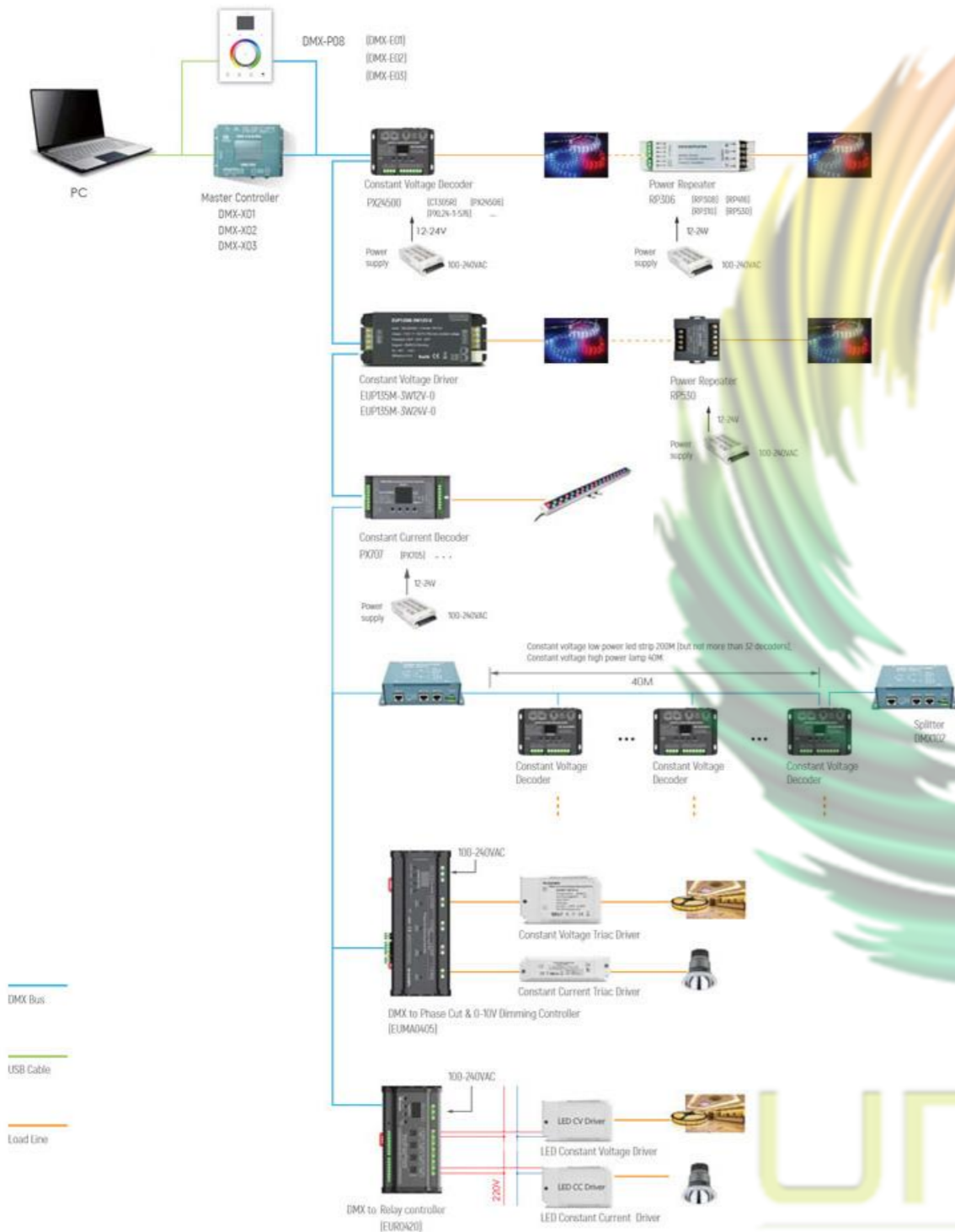
PWM constant voltage output, working with DMX control system and mainly used to control kinds of single color or RGB LED strips and constant voltage light sources. Green terminals, RJ45 and XLR interface are optional. Need 12-24VDC external power supply.

### Features

- Meets DMX512/1990
- 256-level brightness, full-color control
- Works with control system, can express perfect effect
- Can drive 1~4 channel of each lamp
- Can set the DMX address freely
- With anti-interference performance, over-heat and over-current protection, self-recovery function

### Advantages

- PWM digital dimming, not changing the color rendering index.
- No minimum loading required.



Item No.	Product pictures	Input Voltage VDC	Output Current Channel	Output Power W	Address Setting	DMX Interface	G.W. g	Size mm
PX24500	1	12-24	5A*3	180-360	DIP Switch	RJ45	263	177*41.5*33.5
DIM101M-DIN	2	12-24	5A*3	180-360	Button	Connector	90	112*35*67
PX24500A	3	12-24	8A*3	216-432	Button	Connector	160	168*51*22
PX24500D	3	12-24	5A*4	240-480	Button	Connector	160	168*51*22
PX24504	4	12-24	5A*4	240-480	DIP Switch	Connector	150	120*42*23
PX24505	5	12-24	6A*4	288-576	DIP Switch	RJ45/XLR-3	344	125*54*41
PX24506	6	12-24	3A*3	108-216	DIP Switch	Connector	136	86*51*18
PX0408	7	12-24	8A*4	384-768	DIP Switch	Connector/RJ45	240	140*50*26
PX0508-OLED	8	12-24	8A*5	480-960	Button	RJ45/XLR-5	365	125*93*36
PX1205-OLED	9	12-24	5A*12	720-1440	Button	Connector/RJ45	432	164*93*36
PX2405-OLED	10	12-24	5A*24	1440-2880	Button	Connector/RJ45/XLR-5	819	290*93*36
PX3204-OLED	11	12-24	4A*32	1536-3072	Button	Connector/RJ45/XLR-5	846	302*93*36

# DMX/RDM Series

## Constant Current Decoders

### Description

PWM constant current output, working with DMX control system and mainly used for kinds of LED down lamps, tracklamps, ceiling lamps and constant current light sources. 12-48VDC input. Setting output currents and other parameters by Nixie tubes and DIP switches.

### Features

- Multiple output currents are optional
- Can set DMX address freely
- Modular, can be combined with LED lamps flexible
- Over-heat protection, output short circuit protection
- Constant Current Decoders

### Advantages

- PWM digital dimming, not changing the color rendering index.
- Loading range 10 -100%.



Item No.	Product pictures	Input Voltage VDC	Output Current Channel	Output Voltage Range	Address Setting	DMX Interface	G.W. g	Size mm
PX706	1	12-48	1050mA*4	3-42V	Button	Connector	185	167*51*24.5
PX707	2	12-48	200-1600mA*4	1-42V	Button	Connector	350	135*69*36
PX708	3	12-48	350/500/700mA*4	1-42V	Button	Connector	90	112*35*67

## Constant Current Drivers



Item No.	Product pictures	Input Voltage VAC	Output Current Channel	Output Voltage Range W	G.W. g	Size mm
EUP20M-1HMC-0	1	220-240	350/500/550/700mA*1	20W	110	150*43*29
EUP50M-1WMC-0	2	100-240	500/650/700/850/1000/1050/1200mA*1	50W	220	137*82*31

## Signal Splitter

### Description

DMX splitter is mainly used for amplifying the DMX512 digital lighting control signal, also it can make the signal isolation to guarantee the reliability of the whole control system. When the distance between DMX master and first decoder/driver is more than 40m, quantity of DMX decoders/drivers is over 32 pieces, distance between decoders/drivers more than 40m, DMX splitter is needed.

### Features

- Integrate signal isolation and relay functions
- Input and output signal are electrically isolated from each other, which can easily avoid the damage of electrical equipment
- Interface : RS-485

### Advantages

- Accurate dimming color
- Electrical isolation
- Stable signal transmission



Item No.	Product pictures	Input Voltage VDC	Transmission	Input Channel	Isolated Output	G.W. g	Size mm
DMX102	1	12-24	DMX	1	2	693	151*90*40
DMX103	3	12-24	DMX	1	1	220	123*59*23.5
DMX-104	5	90-240	DMX	1	4 Isolated +1 non-isolated	TBD	TBD
DMX-108	5	90-240	DMX	1	8 Isolated +1 non-isolated	2900	483*255*45

## Constant Voltage Drivers

### Description

PWM constant voltage output, working with DMX control system and mainly used to kinds of single color or RGB LED strips and constant voltage light sources. 100-240AC input, external power supplies are not needed.

### Features

- Works with control system, with perfect effect
- Can set the DMX address freely
- Uses touchable color ring remote control, easy to operate
- With anti-interference performance, over-heat and over-current protection, self-recovery function

### Advantages

- High voltage power supply without external power supply
- Accurate dimming color



Item No.	Input Voltage VAC	Output Current Channel	Output Voltage V	Output Power W	Protocol	G.W. g	Size mm
EUP135M-3W12V-0	• 100-240	3.75A*3	12	135	DMX512[1990]	610	196*75*40
EUP150M-3W24V-0	• 100-240	2.08A*3	24	150	DMX512[1990]	610	196*75*40

# DMX/RDM Series

## Series Master Controllers

### Description

DMX-X01 is a full-color LED DMX control system which focuses on indoor and outdoor decorative lighting, which can be used stand alone

or with computer. It comprises scene-edit software. You can edit various lighting effects by downloading the programme which edit according to your special requirement from your PC. This control system can fulfill 256 grey levels for each R,G,B color, totally 16.77 million real full-color. The software has been developed specially for architectural lighting and features easy to use effects which can be dropped onto timelines, along with multi-zone and synchronization allowing you to program a project with multiple rooms and areas with ease



### Features

- Meets DMX512/1990
- 12 DMX Channels. Control 4 RGB Fixtures
- 12 channels output for RGB decoder
- The maximum current of 5A/CH, up to 1440W
- USB connectivity for programming and control
- Various Output Interface, RJ45 / Green Terminal
- 2 option buttons (Mode+, Mode-)

Item No.	Input Voltage	Protocol VDC	DMX Channels	Operation Mode	Connection	Software	G.W. g	Size mm
DMX-X01	12-24V DC	DMX512 (1990)	12	PC+Stand Alone	RJ45, Green Terminal	Euchips X-DMX		187.6*97*32

### Description

DMX-X02 is a full-color LED DMX control system which focuses on indoor and outdoor decorative lighting, which can be used stand alone

or with computer. It comprises scene-edit software. You can edit various lighting effects by downloading the programme which edit according to your special requirement from your PC. This control system can fulfill 256 grey levels for each R,G,B color, totally 16.77 million real full-color. The software has been developed specially for architectural lighting and features easy to use effects which can be dropped onto timelines, along with multi-zone and synchronization allowing you to program a project with multiple rooms and areas with ease



### Features

- Meets DMX512/1990
- 512 DMX Channels PC or Stand Alone
- USB 2.0 connection program by software
- Various Output Interface, XLR-3 / RJ45 / Green terminal
- SD card of internal memory
- Default scene triggering when power up
- Stand Alone Memory capacity: 5000 steps to 100 steps
- Compatible with any DMX fixture and DMX LED driver

Item No.	Input Voltage	Protocol VDC	DMX Channels	Operation Mode	Connection	Software	G.W. g	Size mm
DMX-X02	5	DMX512(1990)	512	Stand Alone	XLR3, RJ45, Green Terminal	Euchips X-DMX	285	140*70*36

## X Series Master Controllers

### Description

DMX-X03 is a full-color LED DMX control system which focuses on indoor and outdoor decorative lighting, which can be used stand alone

or with computer. It comprises scene-edit software. You can edit various lighting effects by downloading the programme which edit according to your special requirement from your PC. This control system can fulfill 256 grey levels for each R,G,B color, totally 16.77 million real full-color. The software has been developed specially for architectural lighting and features easy to use effects which can be dropped onto timelines, along with multi-zone and synchronization allowing you to program a project with multiple rooms and areas with ease



### Features

- Meets DMX512/1990
- 1024 DMX Channels. Control 340 RGB Fixtures
- Real time clock and calendar for time triggers
- USB & Ethernet connectivity for programming and control
- Various Output Interface, XLR-3 / RJ45
- Micro SD card for stand alone use
- 4 external dry contacts can trigger 15 scenes
- Network communication
- Master/Slave mode to interconnect 64 interfaces (Stand Alone)
- Touch screen operation

Item No.	Input Voltage	Protocol VDC	DMX Channels	Operation Mode	Connection	Software	G.W. g	Size mm
DMX-X03	5V DC	DMX512 (1990)	1024	Stand Alone	XLR3, RJ45	Euchips X-DMX	378	130*93*39

## Signal Converter

### Description

Signal converter can transfer them to same signal.

### Features

- Meet DMX512(1990) Protocol
- Support SPI chip WS2811B, WS2811F, WS2812, LPD6803, MBI6020, UCS2903 etc



Item No.	Input Voltage VDC	Output Current Channel	Input Signal	Output Signal	G.W. g	Size mm
PX24608	24	50mA*4	DMX512	0-10V/1-10V analog signal	243	177*41.5*33.5



Item No.	Input Voltage VDC	Input Signal	Output Signal	G.W. g	Size mm
PX24601	24	DMX512	SPI	243	177*41.5*33.5

# DMX/RDM Series

## E Series Touch Panel Controllers

### Description

Meets with DMX512 (1990) international standard protocol, with fashionable glass panel, ergonomic concave touch ring, Up to 16 channels to control the RGB lights and with 4 customized scenes, can meet most customer's requests.

### Features

- Meets DMX512 (1990) international standard protocol
- High precise touch sensitive keys and dimming ring
- Power cut memory function

### Advantages

- RGBW4 Channels Dimming
- Built-in 32 color modes



Item No.	Product pictures	Input Voltage VDC	Protocol	DMX Channel	Area	Scene	Dimmer	G.W. g	Size mm
DMX-E01	1	5	DMX512/1990	4	4	16	Brightness Adjust	110	86*86*10
DMX-E02	2	5	DMX512/1990	8	4	12	Color Temp. Adjust	110	86*86*10
DMX-E03	6	5	DMX512/1990	16	4	16	RGBW Adjust	200	146*106*11
DMX-E05	3	12	DMX512/1990	4	4	/	Brightness Adjust	110	86*86*10
DMX-E06	4	12	DMX512/1990	8	4	/	Color Temp. Adjust	110	86*86*10
DMX-E07	5	12	DMX512/1990	16	4	16	RGBW Adjust	110	86*86*10
DMX-E01L	7	5	DMX512/1990	4	4	16	Brightness Adjust	200	146*106*11
DMX-E02L	8	5	DMX512/1990	8	4	16	Color Temp. Adjust	200	146*106*11

## Touch Panel Controllers

### Description

With a stylish glass panel that can be installed on any walls easily. Supports stand alone mode, up to 512 \* 2-channel, can adjust scenes, speed or brightness based on the user's real-time applications, Support PC software pre-effect editing.

### Features

- Use tempered glass material, stylish appearance
- Sensitive keys, lively LCD screen
- USB or Ethernet connection, programmable by PC software
- 4 external dry contacts can trigger 15 scenes
- Wall mounted

### Advantages

- Using ultra-high hardness tempered glass panels
- Support play text, pictures, and animation effects.
- 512\*3 DMX channels in online mode.
- Support automatic timing playback at any time.
- Supports multiple device cascade, achieve synchronous control



Item No.	Product pictures	Input Voltage VDC	Protocol	DMX Channels	Operation Mode	Connection	Software	G.W. g	Size mm
DMX-P08	1	12VDC	DMX512(1990)	1024	PC-Stand Alone	USB-ETHERNET	Euchips X-DMX	510	146*106*11
DMX-P09	2	12VDC	DMX512(1990)	1024	PC-Stand Alone	USB-ETHERNET	Euchips X-DMX	510	146*106*11

## RDM Stand Alone Controller

### Description

Complies with RDM international standard protocol and be matched with software to scan RDM devices. Deploy initial address and read the parameters of devices. The software can edit the lighting changing effects, set the scenes and other advanced functions.

### Features

- Meets RDM(2009) protocol, compatible with DMX 512 (1990)
- LCD screen displays the current state
- Buttons support long-press, short-press and anti-share operations
- 256 levels of grey, totally 16.77 million colors, really full color
- Built-in 30 kinds of fixed modes, leave 5 kinds of custom modes for users to edit
- Automatic parameter memory

### Advantages

- Reserve a 3-wire input terminal, can communicate with the glass panel to do customize control.
- Modify the address online, standard DMX bi-directional communication.
- Built-in 30 kinds of fixed modes, leave 5 kinds of customized modes for users to edit.



Item No.	Input Voltage VDC	Protocol	DMX Channels	Operation Mode	Connection	Software	G.W. g	Size mm
RDM-100	5	RDM(2009) DMX512(1990)	512	PC-Stand Alone	USB	RDM Master	710	154*105*49

# Universal LED Drivers

DIGITAL ADDRESSABLE LIGHTING INTERFACE



UNITECH  
DIGITAL MEDIA





# Universal LED Drivers

The products are strictly in accordance with the international general standards of IEC62386, IEC62386-207 (DT6) and IEC62386-209 (DT8). The product supports color control, covering RGB and color temperature, and can widely used in education, office, hospital, retail and other occasions. This increased color control provides architects with more options to use DALI products to control the color and brightness of each room in the building.

Triac(Phase dimming) series, We're continue to innovate, put dimming performance in the first place, compatibility continues to improve, products support (PFC &RPC) edge dimming, adjustable dimming curve, compatible with more than 90% of the knobs and systems on the market. P.S. PFC: Forward phase control; RPC: Reverse phase control .

0-10V/1-10V dimmable drivers solve the compatible problem between fluorescent lamps and LED lamps very successfully. They are widely used with various of capacity dimming system to control the LED ceiling lights, LED downlights, LED panel lights, LED wallwashers, LED strip lights and so on. Our 0-10V/1-10V dimmers support both linear and logarithmic dimming curve, dimming the lights very smoothly and are compatible with various famous lighting control systems, such as Lutron, Dynalite, Schneider, Clipsal, Osram, Philips, ABB and so on.

unitech  
DIGITALMEDIA



# Universal LED Drivers

## DALI Constant Current LED Driver

### Features

- Single channel output, output current level selectable by DIP S.W.
- Support DALI dimming function, Push Dim (Touch DIM) function(D model)
- Input voltage of 120VAC ~ 277VAC
- Dimming range:0.1-100%, Dimming effect smooth, no flicker
- Protections: Short circuit, Over load, Over voltage



Item No.	Product No.	Product pictures	Input Voltage VAC	Output Current Channel	Output Voltage [VDC]	Output Power [W]	TouchDIM	G.W. g	Size mm
PUP100-1WMC-350	102100690101	1	120-277	120/150/180/210/240/270/300/350mA <sup>1</sup>	9-42	10	Support	120	75*35*26.5
PUP100-1WMC-700	102100680101	1	120-277	350/400/450/500/550/600/650/700mA <sup>1</sup>	2-21	10	Support	120	75*35*26.5
PUP200-1WMC	102100650101	2	120-277	350/400/450/500/550/600/650/700mA <sup>1</sup>	9-45	20	Support	200	88*43*26.5
PUP400-1WMC-850	102100660101	3	120-277	500/550/600/650/700/750/800/850mA <sup>1</sup>	9-48	40	Support	260	121*44*26.5
PUP400-1WMC-1200	102100670101	3	120-277	850/900/950/1000/1050/1100/1150/1200mA <sup>1</sup>	9-47	40	Support	260	121*44*26.5

## Phase-Cut Constant Current LED Driver

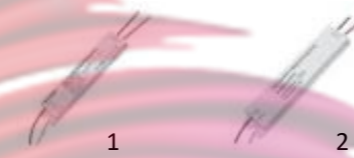
### Features

- Single channel output, output current level selectable by DIP S.W.
- Support Leading edge (Triac) and Trailing edge (ELV) dimmer
- Dimming range from 103V to 132VAC
- Built-in active PFC function
- Class 2 power supply. Full protective plastic housing
- Dimming effect smooth, no flicker
- Protections: Short circuit, over load, over voltage
- Suitable for indoor LED lighting application, such as down light, spotlights, panel light, and so on



Item No.	Product No.	Product pictures	Input Voltage VAC	Output Current Channel	Output Voltage [VDC]	Output Power [W]	Dim Mode	G.W. g	Size mm
PUP10T-1LMC-350	TBD	1	108-132	120/150/180/210/240/270/300/350mA <sup>1</sup>	9-42	10	Phase-Cut/ELV	120	75*35*26.5
PUP10T-1LMC-700	TBD	1	108-132	350/400/450/500/550/600/650/700mA <sup>1</sup>	2-21	10	Phase-Cut/ELV	120	75*35*26.5
PUP20T-1LMC	104100150101	2	108-132	350/400/450/500/550/600/650/700mA <sup>1</sup>	9-45	20	Phase-Cut/ELV	200	88*43*26.5
PUP40T-1LMC-850	104100180101	3	108-132	500/550/600/650/700/750/800/850mA <sup>1</sup>	9-48	40	Phase-Cut/ELV	260	121*44*26.5
PUP40T-1LMC-1200	104100170101	3	108-132	850/900/950/1000/1050/1100/1150/1200mA <sup>1</sup>	9-42	40	Phase-Cut/ELV	260	121*44*26.5

## Phase-Cut Constant Voltage LED Drivers



Item No.	Product No.	Product pictures	Input Voltage VAC	Output Current Channel	Output Voltage	Output Power [W]	Dim Mode	G.W. g	Size mm
MUP60T-1W12V	104200340101	1	120-277	5A <sup>1</sup>	12	60	Phase-Cut/ELV	700	242*44*30
MUP60T-1W24V	104200320101	1	120-277	2.5A <sup>1</sup>	24	60	Phase-Cut/ELV	700	242*44*30
MUP96T-1W12V	104200350101	2	120-277	8A <sup>1</sup>	12	96	Phase-Cut/ELV	700	242*44*30
MUP96T-1W24V	104200310101	2	120-277	4A <sup>1</sup>	24	96	Phase-Cut/ELV	700	242*44*30

## 0/1-10V Constant Current LED Driver

### Features

- Single channel output, switchable output current level
- Supporting 0/1-10V dimming way, active/passive
- Having active PFC function built-in
- Can be used as normal drivers when signal suspending

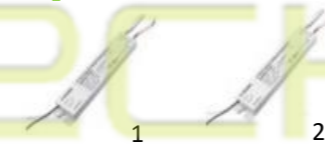
### Advantages

- 3-in-1 dimming
- With MCU built-in, customized Logarithm or Liner dimming curve
- Secondary-level structure, less than 3% low-frequency ripple output
- With security isolation function, having higher security level
- LED start from 0.1%, dimming range from 0.1-100%
- 10%-100% on-load range



Item No.	Product No.	Product pictures	Input Voltage VAC	Output Current Channel	Output Voltage [VDC]	Output power [W]	Dim Mode	G.W. g	Size mm
PUP10A-1WMC-350	103100590101	1	120-277	120/150/180/210/240/270/300/350mA <sup>1</sup>	9-42	10	0/1-10V	120	75*35*26.5
PUP10A-1WMC-700	103100600101	1	120-277	350/400/450/500/550/600/650/700mA <sup>1</sup>	2-21	10	0/1-10V	120	75*35*26.5
PUP20A-1WMC	103100580101	2	120-277	350/400/450/500/550/600/650/700mA <sup>1</sup>	9-45	20	0/1-10V	200	88*43*26.5
PUP40A-1WMC-850	103100610101	3	120-277	500/550/600/650/700/750/800/850mA <sup>1</sup>	9-48	40	0/1-10V	260	121*44*26.5
PUP40A-1WMC-1200	103100620101	3	120-277	850/900/950/1000/1050/1100/1150/1200mA <sup>1</sup>	9-47	40	0/1-10V	260	121*44*26.5

## 0/1-10V Constant Current LED Driver



Item No.	Product No.	Product pictures	Input Voltage VAC	Output Current Channel	Output Voltage VDC	Output power W	Dim Mode	G.W. g	Size mm
MUP60A-1W12V	103200370101	1	120-277	5A <sup>1</sup>	12	60	0/1-10V	700	242*44*30
MUP60A-1W24V	103200380101	1	120-277	2.5A <sup>1</sup>	24	60	0/1-10V	700	242*44*30
MUP96A-1W12V	103200360101	2	120-277	8A <sup>1</sup>	12	96	0/1-10V	700	242*44*30
MUP96A-1W24V	103200310101	2	120-277	4A <sup>1</sup>	24	96	0/1-10V	700	242*44*30

# Universal LED Drivers

## 0/1-10V Constant Current LED Driver

### Features

- Isolated Constant LED Diver
- Dimming signal isolation
- Flicker  $\leq 30\%$
- Optional Power/CCT switch adjust
- Optional Input Voltage range application
- 0~10V/0-100K/10VPWM Dimming
- High Current Accuracy
- High Efficiency, high PF, LOW THDi
- High reliability Application
- Over load, short circuit and open protection



Item No.	Product No.	Input Voltage VAC	Output Current Channel	Output Voltage VDC	Output power W	Dim Mode V	G.W. g	Size mm
DPS40A-1W1000C	107100410101	120-277	1000mA $\pm 5\%$	27-42V	48.3	0/1-10	420	200.6*86*34.5
DPS40A-1WMC	107100420101	120-277	1000/750/500mA $\pm 5\%$	27-42V	48.3	0/1-10	420	200.6*86*34.5
DPS40A-2W1000C	107100430101	120-277	1000mA $\pm 5\%$	27-42V	48.3	0/1-10	420	200.6*86*34.5
DPS40A-2WMC	107100400101	120-277	1000/750/500mA $\pm 5\%$	27-42V	48.3	0/1-10	420	200.6*86*34.5
DPS50A-1W1100C	107100370101	120-277	1100mA $\pm 5\%$	27-42V	48.3	0/1-10	420	200.6*86*34.5
DPS50A-1WMC	107100380101	120-277	1100/900/700mA $\pm 5\%$	27-42V	48.3	0/1-10	420	200.6*86*34.5
DPS50A-2W1100C	107100390101	120-277	1100mA $\pm 5\%$	27-42V	48.3	0/1-10	420	200.6*86*34.5
DPS50A-2WMC	107100360101	120-277	1100/900/700mA $\pm 5\%$	27-42V	48.3	0/1-10	420	200.6*86*34.5

Apply lamps and lanterns



## 0/1-10V Constant Current LED Driver

### Features

- Isolated Constant LED Diver
- Dimming signal isolation
- Free Flicker
- Optional Power/CCT switch adjust
- Optional Input Voltage range application
- Optional Auxiliary DC12V supply
- 0~10V/0-100K/10VPWM Dimming
- High Current Accuracy
- High Efficiency, high PF, LOW THDi
- High reliability
- Over load, short circuit and open protection



Item No.	Product No.	Input Voltage VAC	Output Current Channel	Output Voltage VDC	Output power W	Dim Mode V	G.W. g	Size mm
DPF40A-1G1000C	107100550101	100V-347V	1000mA $\pm 5\%$	27-42V	48.3	0/1-10	420	200.6*86*34.5
DPF40A-1GMC	107100560101	100V-347V	1000/750/500mA $\pm 5\%$	27-42V	48.3	0/1-10	420	200.6*86*34.5
DPF40A-1W1000C	107100500101	120V-277V	1000mA $\pm 5\%$	27-42V	48.3	0/1-10	420	200.6*86*34.5
DPF40A-1W1000C-AP	107100530101	120V-277V	1000mA $\pm 5\%$	27-42V	48.3	0/1-10	420	200.6*86*34.5
DPF40A-1WMC	107100510101	120V-277V	1000/750/500mA $\pm 5\%$	27-42V	48.3	0/1-10	420	200.6*86*34.5
DPF40A-2G1000C	107100570101	100V-347V	1000mA $\pm 5\%$	27-42V	48.3	0/1-10	420	200.6*86*34.5
DPF40A-2GMC	107100540101	100V-347V	1000/750/500mA $\pm 5\%$	27-42V	48.3	0/1-10	420	200.6*86*34.5
DPF40A-2W1000C	107100520101	120V-277V	1000/750/500mA $\pm 5\%$	27-42V	48.3	0/1-10	420	200.6*86*34.5
DPF40A-2WMC	107100490101	120V-277V	1000/750/500mA $\pm 5\%$	27-42V	48.3	0/1-10	420	200.6*86*34.5
DPF50A-1G1100C	107100590101	100V-347V	1100mA $\pm 5\%$	27-42V	48.3	0/1-10	420	200.6*86*34.5
DPF50A-1GMC	107100600101	100V-347V	1100/900/700mA $\pm 5\%$	27-42V	48.3	0/1-10	420	200.6*86*34.5
DPF50A-1W1000C	107100450101	120V-277V	1100mA $\pm 5\%$	27-42V	48.3	0/1-10	420	200.6*86*34.5
DPF50A-1W1000C-AP	107100480101	120V-277V	1100mA $\pm 5\%$	27-42V	48.3	0/1-10	420	200.6*86*34.5
DPF50A-1WMC	107100460101	120V-277V	1100/900/700mA $\pm 5\%$	27-42V	48.3	0/1-10	420	200.6*86*34.5
DPF50A-2GMC	107100580101	100V-347V	1100/900/700mA $\pm 5\%$	27-42V	48.3	0/1-10	420	200.6*86*34.5
DPF50A-2W1100C	107100470101	120V-277V	1100mA $\pm 5\%$	27-42V	48.3	0/1-10	420	200.6*86*34.5
DPF50A-2WMC	107100440101	120V-277V	1100/900/700mA $\pm 5\%$	27-42V	48.3	0/1-10	420	200.6*86*34.5

# Waterproof Driver Series

DIGITAL ADDRESSABLE LIGHTING INTERFACE



UNITECH  
DIGITAL MEDIA



# Waterproof LED Street

## Light Driver Series

100,000 hours Life

Waterproof Rating:IP67

0-10V/PWM/Time/DALI Optional Maximum power up to 400W 10KV Surge Protection Constant Power Output

NFC Programmable

CCC / CB / CE Certification



unitech  
DIGITALMEDIA

# Waterproof LED Street

## Constant Current NFC Programmable



### Features

- Great Surge Immunity 10kV
- 0-10V/PWM/Time/DALI Dimmable
- Dim Off with 0.5W Standby
- 12V 300mA Auxiliary Power
- Input Over Voltage Protection (Optional)
- IP67 waterproof grade

### Advantages


- Change current by NFC programmer, no power supply needed
- 10kV surge level
- The maximum power is 400W
- PWM digital dimming, flicker free
- EC/CB/CCC certification

Item No.	Input Voltage Range / Vac	Output Power / Watt	Output Voltage Range / Vdc	Full Power Settable Current Range / mA	Dimension (L*W*H)mm
EUCP50XY-1W1050C-0MWWZ	▲■ 100 - 277	50	29 - 71	700 - 1050	131*67.5*33.5
EUCP50XY-1W1400C-0MWWZ	▲■ 100 - 277	50	21 - 48	1050 - 1400	131*67.5*33.5
EUCP50XY-1W2100C-0MWWZ	▲■ 100 - 277	50	14 - 36	1400 - 2100	131*67.5*33.5
EUCP96XY-1W1050C-0MWWZ	▲■ 100 - 277	96	55 - 137	700 - 1050	161*67.5*33.5
EUCP96XY-1W1400C-0MWWZ	▲■ 100 - 277	96	38 - 91	1050 - 1400	161*67.5*33.5
EUCP96XY-1W2100C-0MWWZ	▲■ 100 - 277	96	27 - 69	1400 - 2100	161*67.5*33.5
EUCP96XY-1W2800C-0MWWZ	▲■ 100 - 277	96	21 - 46	2100 - 2800	161*67.5*33.5
EUCP150XY-1W1050C-0MWWZ	▲■ 100 - 277	150	86 - 214	700 - 1050	161*67.5*33.5
EUCP150XY-1W1400C-0MWWZ	▲■ 100 - 277	150	64 - 143	1050 - 1400	161*67.5*33.5
EUCP150XY-1W2100C-0MWWZ	▲■ 100 - 277	150	43 - 107	1400 - 2100	161*67.5*33.5
EUCP150XY-1W3800C-0MWWZ	▲■ 100 - 277	150	24 - 58	2600 - 3800	161*67.5*33.5
EUCP150XY-1W6300C-0MWWZ	▲■ 100 - 277	150	14 - 38	4000 - 6300	161*67.5*33.5
EUCP240XY-1W1050C-0MWWZ	▲■ 100 - 277	240	137 - 343	700 - 1050	220*67.5*33.5
EUCP240XY-1W1400C-0MWWZ	▲■ 100 - 277	240	103 - 229	1050 - 1400	220*67.5*33.5
EUCP240XY-1W2100C-0MWWZ	▲■ 100 - 277	240	69 - 171	1400 - 2100	220*67.5*33.5
EUCP240XY-1W4200C-0MWWZ	▲■ 100 - 277	240	51 - 114	2800 - 4200	220*67.5*33.5
EUCP320XY-1W1050C-0MWWZ	▲■ 100 - 277	320	182 - 420	750 - 1050	225*68*38.5
EUCP320XY-1W1400C-0MWWZ	▲■ 100 - 277	320	137 - 305	1050 - 1400	225*68*38.5
EUCP320XY-1W2100C-0MWWZ	▲■ 100 - 277	320	91 - 229	1400 - 2100	225*68*38.5
EUCP320XY-1W4200C-0MWWZ	▲■ 100 - 277	320	46 - 114	2800 - 4200	225*68*38.5
EUCP320XY-1W7000C-0MWWZ	▲■ 100 - 277	320	27 - 64	5000 - 7000	225*68*38.5
EUCP400XY-1W2100C-0MWWZ	▲■ 100 - 277	400	114 - 286	1400 - 2100	224*90*41.5
EUCP400XY-1W4200C-0MWWZ	▲■ 100 - 277	400	57 - 142	2800 - 4200	224*90*41.5

Apply lamps and lanterns



## Constant Voltage LED Drivers



### Features

- 0-10V/PWM/Time/DALI Dimmable
- 2% Minimum Dimming Output
- Dim Off with 0.5W Standby
- 12V 300mA Auxiliary Power
- IP67 waterproof grade

### Advantages

- 10kV surge level
- The maximum power is 400W
- PWM digital dimming, flicker free
- CE/CB/CCC certification

Item No.	Input Voltage Range / Vac	Output Power / Watt	Output Voltage / Vdc	Output Current Range / A	Dimension (L*W*H)mm
EUCP75XY-1W24V-0MWWZ	▲■ 100 - 277	75	24	0 - 3.1	131*67.5*33.5
EUCP75XY-1W48V-0MWWZ	▲■ 100 - 277	75	48	0 - 1.6	131*67.5*33.5
EUCP96XY-1W24V-0MWWZ	▲■ 100 - 277	96	24	0 - 4	161*67.5*33.5
EUCP96XY-1W48V-0MWWZ	▲■ 100 - 277	96	48	0 - 2	161*67.5*33.5
EUCP150XY-1W24V-0MWWZ	▲■ 100 - 277	150	24	0 - 6.3	161*67.5*33.5
EUCP150XY-1W48V-0MWWZ	▲■ 100 - 277	150	48	0 - 3.2	161*67.5*33.5
EUCP240XY-1W24V-0MWWZ	▲■ 100 - 277	240	24	0 - 10	215*67.5*33.5
EUCP240XY-1W48V-0MWWZ	▲■ 100 - 277	240	48	0 - 5	215*67.5*33.5
EUCP320XY-1W24V-0MWWZ	▲■ 100 - 277	320	24	0 - 13.3	225*68*38.5
EUCP320XY-1W48V-0MWWZ	▲■ 100 - 277	320	48	0 - 6.7	225*68*38.5
EUCP400XY-1W24V-0MWWZ	▲■ 100 - 277	400	24	0 - 16.7	224*90*41.5
EUCP400XY-1W48V-0MWWZ	▲■ 100 - 277	400	48	0 - 8.3	224*90*41.5

XY=	Dimming Method	Programmable	12Vaux	Dim-off
NN	-	-	-	-
AN	0-10V	-	-	-
EN	0-10V	-	✓	✓
AR	0-10V/PWM/Time	✓	-	-
ER	0-10V/PWM/Time	✓	✓	✓
DR	DALI (Constant Current)	✓	-	✓
DN	DALI (Constant Voltage)	-	-	✓

Z-U: UL cable with ground wire  
Z-S: VDE 3 line input

Apply lamps and lanterns





# Ultra-Thin Waterproof Driver

- Wide voltage input, suitable for regional grid voltage
- Power factor correction, high power factor correction, energy saving
- Isolated output, completely isolated from power grid, high safety
- Suitable for harsh environment and operating environment:  
- 25°C – 50°C, IP67 protection level
- Against lighting 2kv-4kv high-voltage shock(depend on its power) and with overload, short circuit and over temperature protection functions
- Supports phase-cut, DALI, 0 - 10V dimming mode options
- Comply with CCC / CB / SELV and other certification standards
- The output power reaches 100 %, and the user does not need to worry about power shortage when configuring the load
- Ultra - thin shell design, easy installation, save a lot of space and time
- Effectively suppress electromagnetic interference, do not pollute the power grid and are not interfered by peripheral electronic equipment
- Impact current  $\leq 40A$
- For advertising signs, ultra-thin light box, outdoor lighting; LED lamps such as LED stripes and LED bands

- 1.High reliability, ultra - thin, small size and long service life
- 2.The efficiency of the whole machine can reach 91 %
- 3.High power factor and low ripple current up to 99 % of PFC can effectively suppress interference to peripheral devices
- 4.With multiple protection of overvoltage, open circuit, short circuit and overheat.
- 5.Restrain the transient current design and effectively reduce the starting current
- 6.Low output ripple noise
- 7.Meet IP67 protection level and RoHS environmental protection standard
- 8.Electromagnetic compatibility complies with EN 55015
- 9.Support dimming options ( Phase-cut / 0 - 10v / PWM / Dali )

unitech  
DIGITALMEDIA



# Ultra-Thin Waterproof Driver

## Features

- Wide input voltage range 100 - 240 volts, PF > 0.95
- The die-casting shell is integrally formed, and the product meets the structural requirements of Class I power supply
- Adopting high quality potting compound with scientific proportion, the protection grade is as high as IP67
- With overload, short circuit, over voltage, over temperature and other protection functions, and can automatically recover after the fault is removed
- Comply with CE/CB/ EneC/ SAA/ RoHS/ CCC and other certification requirements
- Built - in 2kV ~ 10kV lightning protection circuit ( depending on the product power )
- Ambient temperature range: to -25 °C - + 50 °C
- Five - years warranty

## Advantages

- High reliability
- Long life
- High efficient
- Complete protection function
- Low input surge current
- Low output ripple noise
- High Protection level

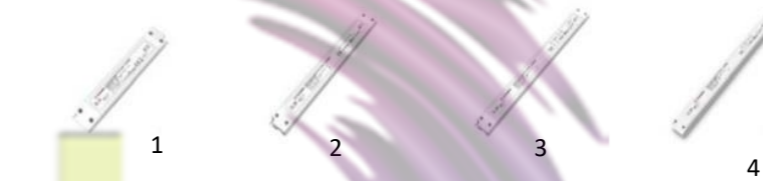
## Slim LED Drivers

### Features

- Protection class: IP20
- Protection type: short circuit, over temperature, overvoltage
- lifespan 30000h @ 50 °C



Item No.	Product pictures	Input Voltage VAC	Output Current	Output Voltage	Output Current (A)	Output Power (W)	G.W. g	Size mm
UWP30-1M12V	1	100-240	1CH	12VDC	2.5	30	234	36.5*22
UWP30-1M24V	1	100-240	1CH	24VDC	1.25	30	234	36.5*22
UWP30-1M36V	1	100-240	1CH	36VDC	0.83	30	234	36.5*22
UWP30-1M48V	1	100-240	1CH	48VDC	0.63	30	234	36.5*22
UWP40-1M12V	1	100-240	1CH	12VDC	3.33	40	234	36.5*22
UWP40-1M24V	1	100-240	1CH	24VDC	1.67	40	234	36.5*22
UWP40-1M36V	1	100-240	1CH	36VDC	1.11	40	234	36.5*22
UWP40-1M48V	1	100-240	1CH	48VDC	0.83	40	234	36.5*22
UWP75-1M12V	2	100-240	1CH	12VDC	6.25	75	270	61*25
UWP75-1M24V	2	100-240	1CH	24VDC	3.13	75	270	61*25
UWP75-1M36V	2	100-240	1CH	36VDC	2.08	75	270	61*25
UWP75-1M48V	2	100-240	1CH	48VDC	1.56	75	270	61*25
UWP100-1M12V	3	100-240	1CH	12VDC	8.33	100	270	61*25
UWP100-1M24V	3	100-240	1CH	24VDC	4.17	100	270	61*25
UWP100-1M36V	3	100-240	1CH	36VDC	2.78	100	270	61*25
UWP100-1M48V	3	100-240	1CH	48VDC	2.08	100	270	61*25
UWP150-1M12V	4	100-240	1CH	12VDC	12.5	150	270	68*30
UWP150-1M24V	4	100-240	1CH	24VDC	6.25	150	270	68*30
UWP150-1M36V	4	100-240	1CH	36VDC	4.17	150	270	68*30
UWP150-1M48V	4	100-240	1CH	48VDC	3.13	150	270	68*30
UWP240-1M12V	5	100-240	1CH	12VDC	20	240	270	88*32
UWP240-1M24V	5	100-240	1CH	24VDC	10	240	270	88*32
UWP240-1M36V	5	100-240	1CH	36VDC	6.66	240	270	88*32
UWP240-1M48V	5	100-240	1CH	48VDC	5	240	270	88*32
UWP320-1M12V	5	100-240	1CH	12VDC	26.67	320	270	88*32
UWP320-1M24V	5	100-240	1CH	24VDC	13.4	320	270	88*32
UWP320-1M36V	5	100-240	1CH	36VDC	8.89	320	270	88*32
UWP320-1M48V	5	100-240	1CH	48VDC	6.67	320	270	88*32



Item No.	Product pictures	Input Voltage VAC	Output Current A/Channel	Output Voltage VDC	Output Power W	G.W. g	Size mm
UCS15-1H12V	1	220-240	1.25A*1	12	15	63.5	160*30*17
UCS15-1H24V	1	220-240	0.625A*1	24	15	63.5	160*30*17
UCS30-1H12V	2	220-240	2.5A*1	12	30	118.5	250*30*17
UCS30-1H24V	2	220-240	1.25A*1	24	30	118.5	250*30*17
UCS60-1H12V	3	220-240	5A*1	12	60	220	312*30*18
UCS60-1H24V	3	220-240	2.5A*1	24	60	220	312*30*18
UCS100-1H12V	3	220-240	8A*1	12	100	220	312*30*18
UCS100-1H24V	3	220-240	4.16A*1	24	100	220	312*30*18
UCS150-1H12V	4	220-240	12.5A*1	12	150	TBD	322*30*22
UCS150-1H24V	4	220-240	6.25A*1	24	150	TBD	322*30*22

Apply lamps and lanterns



Wall Washer    LED Strip Light    LED Tube    Underground Light    AR111 Venture Light    MR16



# Wireless Series

DIGITAL ADDRESSABLE LIGHTING INTERFACE



UNITECH  
DIGITAL MEDIA



# Wireless Series

The wireless series LED controller integrates Euchips' 10 years of research and development experience, adopts advanced 433 MHz remote control technology, fusion of 2.4g wireless signals, With strong wireless signal penetration, excellent high gray level performance, soft and delicate dimming effect, and rich and colorful dynamic changes And creative design and extremely high cost performance ratio, it brings the customer a humanized use experience.

At present, the developed wireless series products include 433 MHz controller, bluetooth controller, 2.4g controller and wireless remote controller series, which are widely used in led dimming, color temperature dimming and RGB control to meet the multi-directional dimming requirements of different customers. It is worth mentioning that Euchips' unique mobile app application software can be flexibly applied to the control of various LED lighting fixtures.



unitech  
DIGITALMEDIA

# Wireless Series

## 2.4G LED Drivers

### Description

It is mainly used for dimming of constant current lamps and lanterns, with a variety of current options, a maximum power of 40W, 2.4G control, and a brightness of 1 - 100 % without stroboscopic effect.

### Features

- Adjust the brightness of LED lights by remote controls
- With over-current and short-circuit protection functions.
- The maximum effective transmission distance is 20m
- Adopt 2.4G wireless signal control

### 2.4G Brightness Constant Current Drivers



Item No.	Product pictures	Input Voltage VAC	Constant Current Channel	Output Voltage VDC	Output power W	RF Type	G.W. g	Size mm
EUP30R-1HMC-0	1	220-240	550/600/650/700/750/800/850/900mA*1	9-45	30	2.4GHz	130	150*43*29
EUP40R-1HMC-0	2	220-240	850/900/950/1000/1050/1100/1150/1200mA*1	9-45	40	2.4GHz	245	137*81.5*31

### 2.4G LED Drivers Features

- For LED RGBW lamps color control, brightness and speed adjust
- With memory function,keep parameters and state before the power outage
- Wireless controlling, with the maximum distance of 20m
- Adopt 2.4G wireless signal control
- With over current, over temperature and short circuit protection

### 2.4G RGB Drivers



### Advantages

- Smooth Dimming, flicker free.
- Dimming range 1-100%

### 2.4G Brightness control series



RCS RTS

### Advantages


- Smooth Dimming, flicker free.
- Dimming range 1-100%

### RGB/RGBW Remote Controls



RC7 RT7

### Brightness Remote Controls



RCS RTS

### Color-Temperature Remote Controls



RC6 RT6

Item No.	Product pictures	Input Voltage VDC	Output Current Channel	Mode	Brightness	Speed	RF Type	G.W. g	Size mm
MCT309	1	12-24	3A*3	10	32	8	2.4GHz	38	128*30*19.2
MCT405	2	12-24	5A*4	10	32	8	2.4GHz	TBD	104*38*22
MCT408	1	12-24	2A*4	10	32	8	2.4GHz	38	128*30*19.2
CT318	3	12-24	6A*3	10	32	8	2.4GHz	100	168*51*22
CT420	3	12-24	5A*4	10	32	8	2.4GHz	115	168*51*22
CT405	4	12-24	5A*4	10	32	8	2.4GHz	90	168*39.4*30

## Color-Temperature Remote Controls

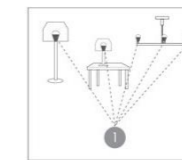
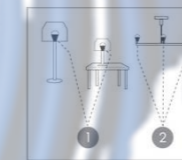
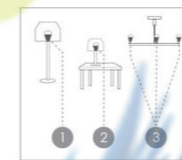
### Matching Code and Grouping

Select the controller to be controlled in groups, cut off the power supply for 10 seconds and then turn on the power supply again. within 3 seconds of turning on the power supply, click the corresponding " group on" key, and the lights connected to the controller will " flash three times slowly."

### Clearing Code and Grouping

Select the controller to clear the code, cut off the power supply for 10 seconds and then switch on the power supply again. within 3 seconds of switching on the power supply, click the " fully open" key 5 times, and the lights connected to the controller will " flash 6 times" to confirm the success of code clearing.

## Marshalling motioned



Item No.	Product pictures	Power supply	Remote distance	Mode	Group	RF Type	Material	Size mm
RC7	1	3V Button cell	20	RGBW	1	2.4Ghz	ABS	100*61.5*9
RT7	3	AAA Dry battery*2	20	RGBW	4	2.4Ghz	ABS	140*50*18

# Wireless Series

## Color-Temperature Remote Control Series

### Description

It is mainly used for color temperature adjustment and can carry out group control to meet different dimming requirements of users. Speed adjustment and color selection are carried out by the remote controller to achieve various dynamic dimming effects.

### Features

- Using the memory function, keep the parameters and state before power failure
- With over current/over temperature and short circuit protection



### Advantages

- Smooth dimming, true color.
- One remote can control single and multiple controllers

Item No.	Product pictures	Power supply	Remote distance m	Mode	Group	RF Type	Material	Size mm
RC6	1	3V Button cell	20	CCT/Brightness	1	2.4Ghz	ABS	100*61.5*9
RT6	2	AAA Dry battery*2	20	CCT/Brightness	4	2.4Ghz	ABS	140*50*18

## Brightness Remote Control Series

### Description

It is mainly used in brightness level and can carry out group control to meet different dimming requirements of users. It is easy to adjust the speed to achieve rich and colorful dynamic changes.

### Features

- Using the memory function, keep the parameters and state before power failure
- With over-current, short circuit and over-temperature protection
- Wireless controlling, with the maximum distance of 20m

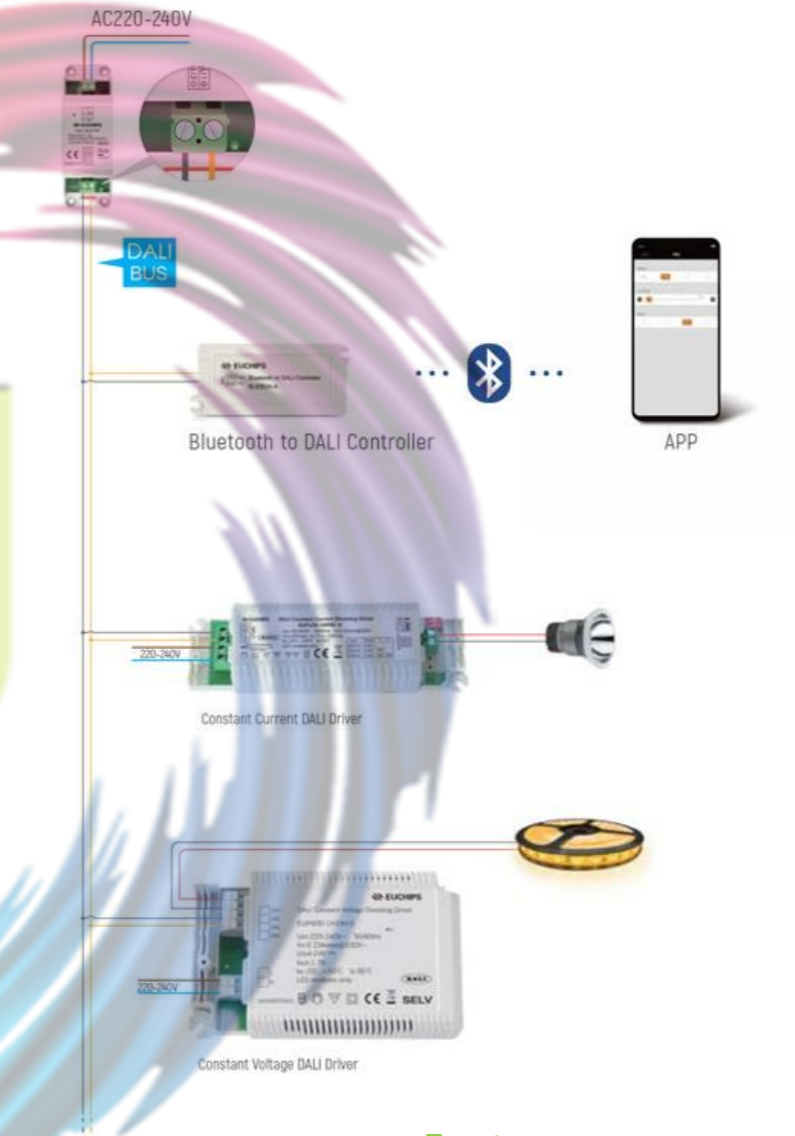


### Advantages

- Smooth dimming, true color.
- One remote can control single and multiple controllers

Item No.	Product pictures	Power supply	Remote distance m	Mode	Group	RF Type	Material	Size mm
RC5	1	3V Button cell	20	Brightness	1	2.4Ghz	ABS	100*61.5*9
RT5	2	AAA Dry battery*2	20	Brightness	8	2.4Ghz	ABS	140*50*18

## Bluetooth to DALI Controller



### Features

- Complies with DALI protocol standard IEC62386
- Used to adjust the brightness and color temperature of lamps with DALI interface.
- Through Bluetooth and mobile phone connection for adjustment, Android and IOS APP are available.
- Suitable for families, offices, hotels, engineering, etc.

Item No.	Input Voltage VAC	Power Consumption W	Control Signal	DALI Protocol	RF Type	G.W. g	Size mm
BLEBOX-A	Supplied Via Dali Bus	<0.8W	DALI Signal	IEC62386/IEC60929	Bluetooth	27.7	78*36*29



## **Unitech Digital Media srl**

Via della Costituzione Isola A3  
80121 Napoli (NA)  
(+39) 0818063500  
info@unitechdigitalmedia.com

Via Achille Grandi, 4  
Peschiera Borromeo



[unitechdigitalmedia.it](http://unitechdigitalmedia.it)