

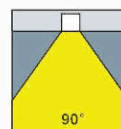
DL02 - Recessed Downlight

Indoor Architectural Lighting

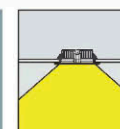


DL 02 Series Downlight

SMD LED downlight adopts Samsung and Epistar high bright SMD light source.
The applications range from commercial, retail and hospitality to residential installations.




General lighting
Ambient lighting produced by wide beam light distribution




Downlight
Rotationally symmetrical or axially symmetrical wide beam light distribution for general lighting.

LED
12W-35W
1020lm-2975lm

Optics



Wide Flood
90°



Cutout 125*125

12W 1020lm
15W 1275lm



Cutout 165*165

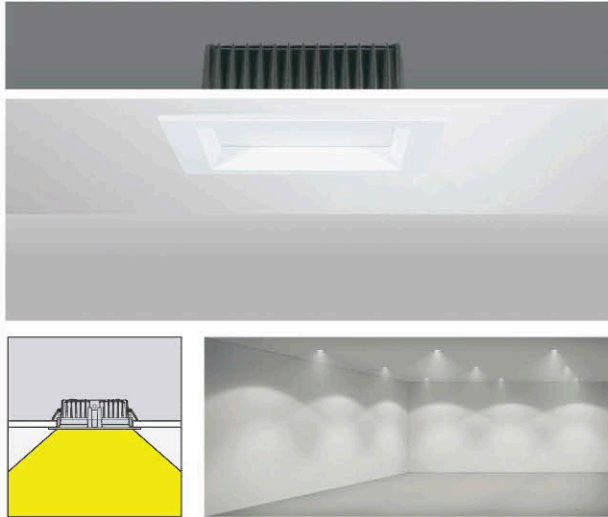
15W 1275lm
25W 2125lm
30W 2550lm



Cutout 200*200

25W 2125lm
30W 2550lm
35W 2975lm

Recessed Downlight



1. LED lighting source

High brightness LED SMD with Ra>80/90, the lighting efficiency of the whole lamp is more than 85lm/w

2. Various cutout sizes

Different cutout sizes for options, to meet different needs.

3. Anti-glare

Anti-glare designed lamp body

4. Optimum material

superior PMMA transparent cover, distributing uniform luminous beam

5. Good performance for heat dissipation

Heat dissipation structure with die casting aluminum conduct heat effectively and quickly to guarantee the normal lifespan of the LED

6. Easy installation

The installation spring, easy to install without any auxiliary means.



High-power LED SDCM<5




Excellent thermal management



EMC - optimised



DALI dimming



Different dimming



IP20



Different sizes



Different color temperatures



4inch



12W/15W



6inch



15W/25W/30W



8inch



25W/30W/35W

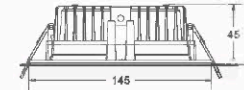


Model : UNI-DL02-4
Power : 12W/15W
Lumen : 1020lm-1275lm
Material : Aluminium alloy
Weight : 0.39Kg
Input : 220-240V

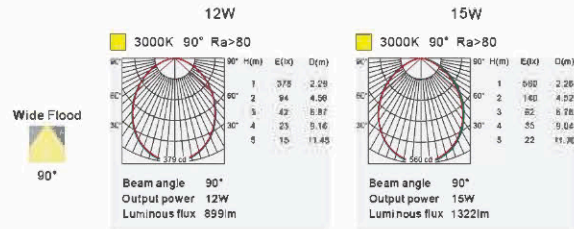
Dimming options
-TRIAC
-1~10V
-DALI
Non dimmable

Hole size(mm)

125*125




Model	Size	Power	Beam Angle	Dimming Type	CCT	CRI
UNI-DL02	4 inch	12W 15W	90°	TRIAC 1~10V DALI Non dimmable	2700K 3000K 3500K 4000K 5000K	Ra>82 Ra>92



DL02 Series

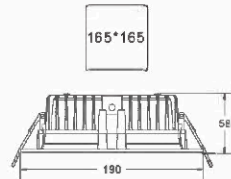
6inch 165*165



Model : UNI-DL02-6
 Power : 15W/25W/30W
 Lumen : 1275lm-2550lm
 Material : Aluminium alloy
 Weight : 0.69Kg
 Input : 220-240V

Dimming options
 -TRIAC
 -1~10V
 -DALI
 Non dimmable

Hole size(mm)



Model	Size	Power	Beam Angle	Dimming Type	CCT	CRI
UNI-DL02	6 inch	15W 25W 30W	90°	TRIAC 1~10V DALI Non dimmable	2700K 3000K 3500K 4000K 5000K	Ra>82 Ra>92

15W

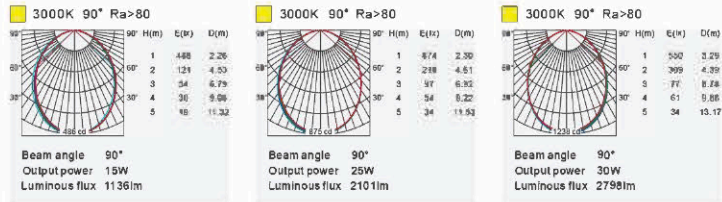
25W

30W

Wide Flood



90°



DL02 Series

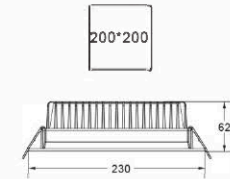
8inch 200*200



Model : UNI-DL02-8
 Power : 25W/30W/35W
 Lumen : 2125lm-2975lm
 Material : Aluminium alloy
 Weight : 0.94Kg
 Input : 220-240V

Dimming options
 -TRIAC
 -1~10V
 -DALI
 Non dimmable

Hole size(mm)



Model	Size	Power	Beam Angle	Dimming Type	CCT	CRI
UNI-DL02	8 inch	25W 30W 35W	90°	TRIAC 1~10V DALI Non dimmable	2700K 3000K 3500K 4000K 5000K	Ra>82 Ra>92

25W

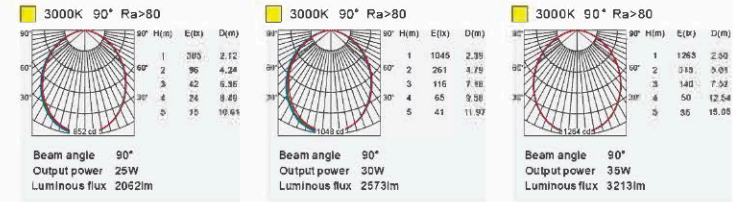
30W

35W

Wide Flood



90°



Recessed Downlight

	125*125 UNI-DL02-4		15W	165*165 UNI-DL02-6			200*200 UNI-DL02-8		
	12W	15W	15W	25W	30W	25W	30W	35W	

Optica	12W	15W	15W	25W	30W	25W	30W	35W
Wide Flood 90°	•	•	•	•	•	•	•	•
Colour								
White+Iron gray	•	•	•	•	•	•	•	•
Size								
145mm*145mm*45mm	•	•						
190mm*190mm*58mm			•	•	•			
230mm*230mm*62mm						•	•	•
Cutout								
125mm*125mm	•	•						
165mm*165mm			•	•	•			
200mm*200mm						•	•	•
LED Brand								
Epistar	•	•	•	•	•	•	•	•
Flow obviously refers to								
2700K Ra>92	•	•	•	•	•	•	•	•
3000K Ra>92	•	•	•	•	•	•	•	•
3500K Ra>92	•	•	•	•	•	•	•	•
4000K Ra>92	•	•	•	•	•	•	•	•
5000K Ra>92	•	•	•	•	•	•	•	•
2700K Ra>82	•	•	•	•	•	•	•	•
3000K Ra>82	•	•	•	•	•	•	•	•
3500K Ra>82	•	•	•	•	•	•	•	•
4000K Ra>82	•	•	•	•	•	•	•	•
5000K Ra>82	•	•	•	•	•	•	•	•
Dimming Type								
DALI	•	•	•	•	•	•	•	•
TRIAC	•	•	•	•	•	•	•	•
1-10V	•	•	•	•	•	•	•	•
Non dimmable	•	•	•	•	•	•	•	•

Notes

- Different wattages can be provided upon request
- Customization for non-standard solutions in terms of light source, color, length and other specifications.