

CL28 - Recessed Downlight

Indoor Architectural Lighting



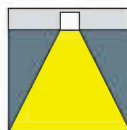
UNITECH
digitalmedia



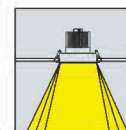
CL-28-M Seris Downlight

Recessed downlight series , optional size 4" and 5".
Aluminum profile lamp body, good heat dissipation.
With lens, optimizing the lighting effect, beam angle
15°/24°/36°Wide power range from 20W to 40W,
adjustableand gimble design for diversified demands.

Recessed Downlight





Accentuation
Meet the demand of
accent lighting and
spatial lighting for the
building.



Downlights (Gimbal)
Narrow to wide beam,
rotationally symmetrical light
distribution for accent lighting.

LED
20W-40W
1300lm-2600lm

Optics



Narrow
15°

Medium
24°

Wide
36°



Cutout 125

20W 1300lm
30W 1950lm

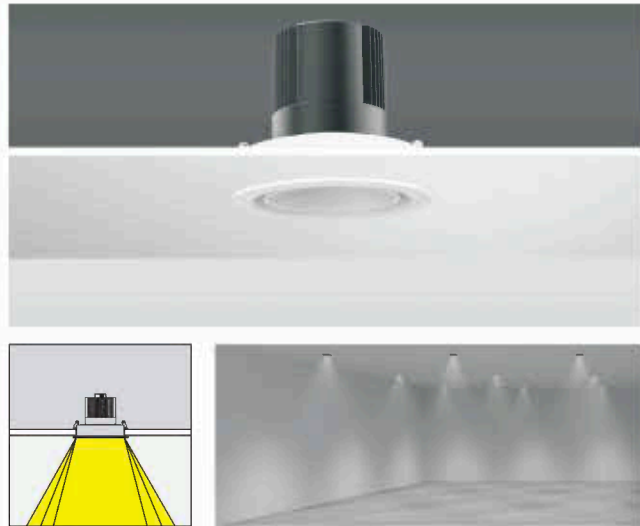


Cutout 145

20W 1300lm
30W 1950lm
40W 2600lm



CL28 M Series Gimbal



1. High-performance Chip

Outstanding color rendition effect, meet the lighting demand of upscale places. 2700K/3000K/4000K, Ra>90

2. Adjustable angle at any direction

360° horizontal rotation, 30° rotation from the left to the right, accurate adjusted angle.



High-power LED
SDCM<3



Different light
distributions



Optischer cut-off 30°



IP20



Deep anti-dazzle

3. Easy installation

The installation spring, easy to install without any auxiliary means.

4. Anti-glare

Anti-glare designed lamp body, shading angle ≥30°, UGR≤19



Excellent thermal
management



DALI dimming



Tiltable 30°



Different sizes

5. Cooling System

Die-casting aluminium heat sink, conducts the heat from the chip effectively, and ensure the lamp performance and long lifespan.



EMC - optimised



Different dimming



Horizontal 360°



Different color
temperatures



4inch



20W/30W

5inch



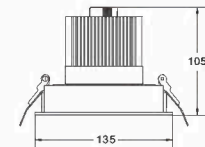
20W/30W/40W

CL28-M Series

4inch Gimbal (125)



Hole size(mm)

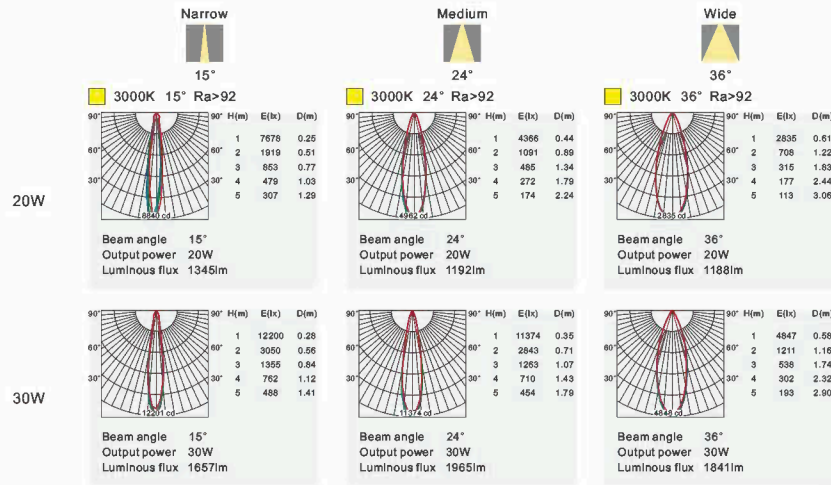


Model : UNI-CL28-M-4
Power : 20W/30W
Lumen : 1300lm-1950lm
Material : Aluminium alloy
Weight : 0.59Kg
Input : 220-240V



Dimming options
-TRIAC
-1~10V
-DALI
Non dimmable

Model	Size	Power	Beam Angle	Dimming Type	CCT	CRI
UNI-CL28-M (Gimbal)	4 inch	20W 30W	15° 24° 36°	TRIAC 1~10V DALI Non dimmable	2700K 3000K 3500K 4000K 5000K	Ra>82 Ra>92 Ra>97



Recessed Downlight





CL28-M Series 5inch Gimbal (145)

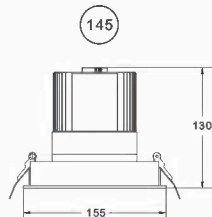


Model : UNI-CL28-M-5
Power : 20W/30W/40W
Lumen : 1300lm-2600lm
Material : Aluminium alloy
Weight : 0.70Kg
Input : 220-240V



Dimming options
- TRIAC
- 1-10V
- DALI
Non dimmable

Hole size(mm)



Model	Size	Power	Beam Angle	Dimming Type	CCT	CRI
UNI-CL28-M (Gimbal)	5 inch	20W 30W 40W	15° 24° 36°	TRIAC 1-10V DALI Non dimmable	2700K 3000K 3500K 4000K 5000K	Ra>82 Ra>92 Ra>97

Narrow



15°

Medium

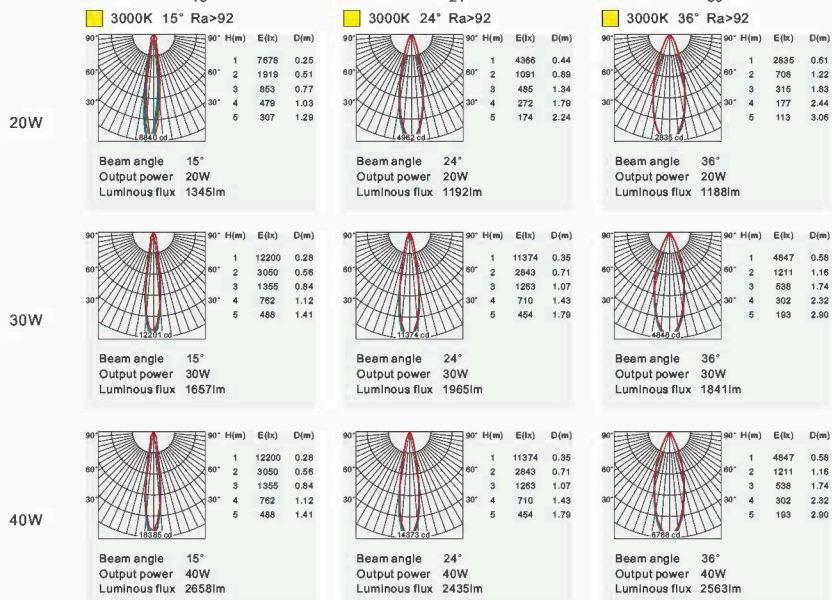


24°

Wide



36°



125 | 145
UNI-CL28-M-4 | UNI-CL28-M-5
20W 30W | 20W 30W 40W

Optics	20W	30W	20W	30W	40W
Narrow 15°	•	•	•	•	•
Medium 24°	•	•	•	•	•
Wide 36°	•	•	•	•	•
Colour					
White+Iron gray	•	•	•	•	•
Size					
135mm*105mm	•	•			
155mm*130mm			•	•	•
Cutout					
125mm	•	•			
145mm			•	•	•
LED Brand					
PHILIPS	•	•	•	•	•
Flow obviously refers to					
2700K Ra>97	•	•	•	•	•
3000K Ra>97	•	•	•	•	•
2700K Ra>92	•	•	•	•	•
3000K Ra>92	•	•	•	•	•
3500K Ra>92	•	•	•	•	•
4000K Ra>92	•	•	•	•	•
5000K Ra>92	•	•	•	•	•
2700K Ra>82	•	•	•	•	•
3000K Ra>82	•	•	•	•	•
3500K Ra>82	•	•	•	•	•
4000K Ra>82	•	•	•	•	•
5000K Ra>82	•	•	•	•	•
Dimming Type					
DALI	•	•	•	•	•
TRIAC	•	•	•	•	•
1-10V	•	•	•	•	•
Non dimmable	•	•	•	•	•

Notes

- Different wattages can be provided upon request
- Customization for non-standard solutions in terms of light source, color, length and other specifications.

Recessed Downlight

