

# CL08 - Recessed Downlight

Indoor Architectural Lighting




## CL08-M Series Downlight

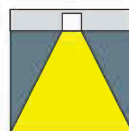
Unique design makes 350° rotation easier and better, and bulged or flat face rings give shining lights. This series Combining different sizes in one uniform style, meets your multiple demands.



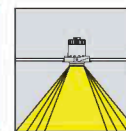
Recessed Downlight



**Accentuation**  
Meet the demand of accent lighting and spatial lighting for the building.

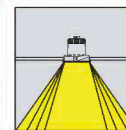


**Accentuation**  
Meet the demand of accent lighting and spatial lighting for the building.



**Downlights (Gimbal)**  
Narrow to very wide beam, rotationally symmetrical light distribution for accent lighting.

**LED**  
10W-30W  
650lm-1950lm



**Downlights (Gimbal)**  
Narrow to very wide beam, rotationally symmetrical light distribution for accent lighting.

**LED**  
10W-30W  
650lm-1950lm

### Optics



**Narrow**  
15°



**Medium**  
20°/24°



**Wide**  
30°/36°



**Flood**  
45°/60°



Cutout (70-74)

10W 650lm



Cutout (100-105)

15W 975lm  
20W 1300lm  
30W 1950lm



Cutout (80-85)

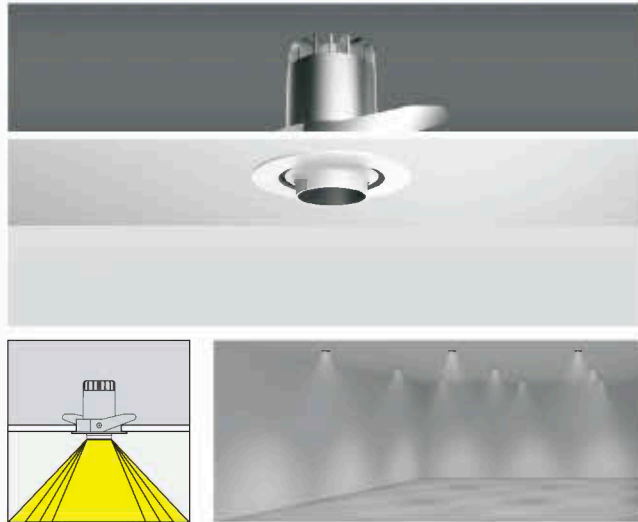
10W 650lm



Cutout (110-115)

15W 975lm  
20W 1300lm  
30W 1950lm

# CL08 M-A Series Gimbal



### 1. High-performance Chip

Outstanding color rendition effect, meet the lighting demand of upscale places. 2700K/3000K/4000K, Ra>90

### 2. Adjustable angle at any direction

350° horizontal rotation, 30° rotation from the left to the right, accurate adjusted angle.



High-power LED  
SDCM<3



Different light  
distributions



Optischer cut-off 30°



IP level



Deep anti-dazzle

### 3. Easy installation

The installation spring, easy to install without any auxiliary means.

### 4. Anti-glare

Anti-glare designed lamp body, shading angle  $\geq 30^\circ$ , UGR $\leq 19$



Excellent thermal  
management



DALI dimming



Tiltable 30°



Different sizes



EMC - optimised



Different dimming



Horizontal 350°



Different color  
temperatures



3inch



10W



4inch



15W/20W



New 4inch



30W

## CL08-M-A Series

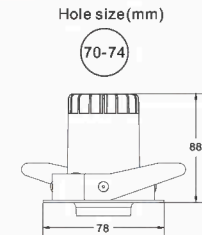
3inch Gimbal (70-74)



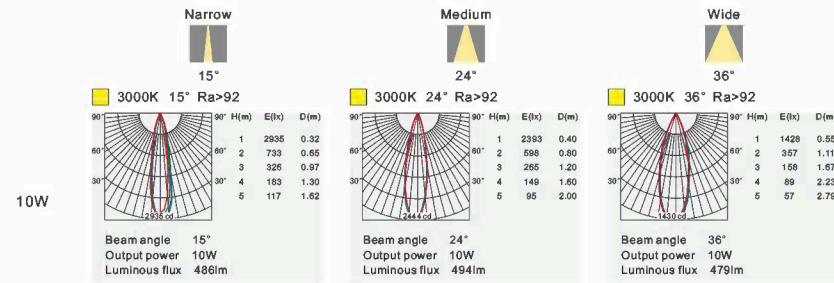
Model : UNI-CL08R-M-A-3  
Power : 10W  
Lumen : 650lm  
Material : Aluminium alloy  
Weight : 0.17Kg  
Input : 220-240V



Dimming options  
-TRIAC  
-1~10V  
-DALI  
Non dimmable



Model	Size	Power	Beam Angle	Dimming Type	CCT	CRI
UNI-CL08R-M-A (Gimbal)	3 inch	10W	15° 24° 30° 36°	TRIAC 1~10V DALI Non dimmable	2700K 3000K 3500K 4000K 5000K	Ra>82 Ra>92 Ra>97



Recessed Downlight

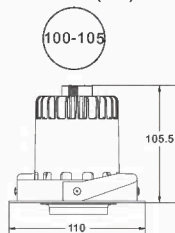


Model : UNI-CL08R-M-A-4  
Power : 15W/20W  
Lumen : 975lm-1300lm  
Material : Aluminium alloy  
Weight : 0.46Kg  
Input : 220-240V

Dimming options  
-TRIAC  
-1~10V  
-DALI  
Non dimmable



Hole size(mm)

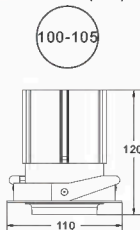


Model : UNI-CL08R-M-A-4  
Power : 30W  
Lumen : 1950lm  
Material : Aluminium alloy  
Weight : 0.58Kg  
Input : 220-240V

Dimming options  
-TRIAC  
-1~10V  
-DALI  
Non dimmable



Hole size(mm)



Model	Size	Power	Beam Angle	Dimming Type	CCT	CRI
UNI-CL08R-M-A (Gimbal)	4 inch	15W 20W	15°	TRIAC 1~10V DALI Non dimmable	2700K 3000K 3500K 4000K 5000K	Ra>82 Ra>92 Ra>97
			24°			
			30°			
			36°			
			60°			

Model	Size	Power	Beam Angle	Dimming Type	CCT	CRI
UNI-CL08R-M-A (Gimbal)	New 4 inch	30W	15°	TRIAC 1~10V DALI Non dimmable	2700K 3000K 3500K 4000K 5000K	Ra>82 Ra>92 Ra>97
			20°			
			30°			
			36°			
			45°			

Recessed Downlight

Narrow

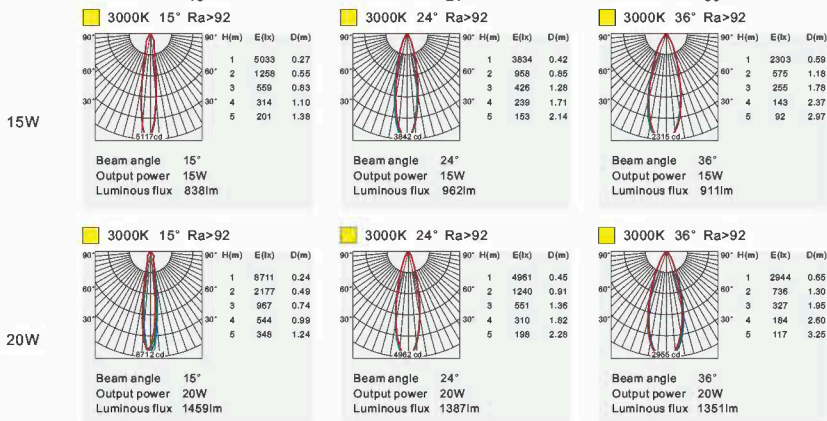
Medium

Wide

15°

24°

36°



Narrow

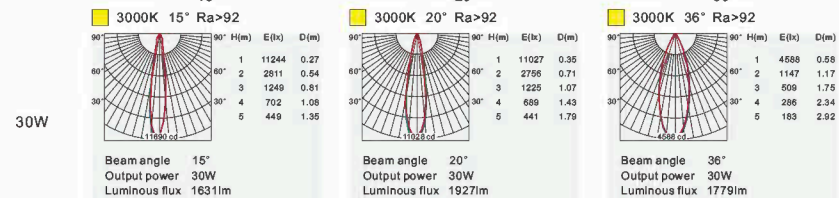
Medium

Wide

15°

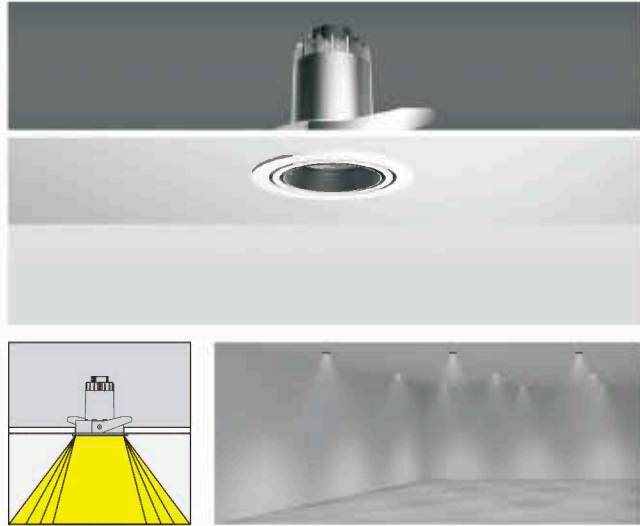
20°

36°





# CL08 M-B Series Gimbal



### 1. High-performance Chip

Outstanding color rendition effect, meet the lighting demand of upscale places. 2700K/3000K/4000K, Ra>90

### 2. Adjustable angle at any direction

360° horizontal rotation, 30° rotation from the left to the right, accurate adjusted angle.



High-power LED  
SDCM<3



Different light  
distributions



Optischer cut-off 30°



IP20



Deep anti-dazzle

### 3. Easy installation

The installation spring, easy to install without any auxiliary means.

### 4. Anti-glare

Anti-glare designed lamp body, shading angle  $\geq 30^\circ$ , UGR $\leq 19$



Excellent thermal  
management



DALI dimming



Tiltable 30°



Different sizes



EMC - optimised



Different dimming



Horizontal 360°



Different color  
temperatures



3inch



10W



4inch



15W/20W



New 4inch



30W

## CL08-M-B Series

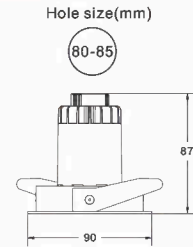
3inch Gimbal (80-85)



Model : UNI-CL08R-M-B-3  
Power : 10W  
Lumen : 650lm  
Material : Aluminium alloy  
Weight : 0.17Kg  
Input : 220-240V



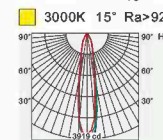
Dimming options  
-TRIAC  
-1~10V  
-DALI  
Non dimmable



Model	Size	Power	Beam Angle	Dimming Type	CCT	CRI
UNI-CL08R-M-B (Gimbal)	3 inch	10W	15° 24° 30° 36°	TRIAC 1~10V DALI Non dimmable	2700K 3000K 3500K 4000K 5000K	Ra>82 Ra>92 Ra>97



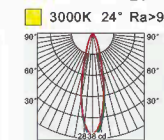
Narrow



Beam angle 15°  
Output power 10W  
Luminous flux 772lm



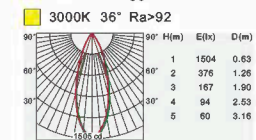
Medium



Beam angle 24°  
Output power 10W  
Luminous flux 716lm



Wide



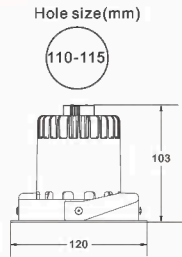
Beam angle 36°  
Output power 10W  
Luminous flux 649lm

Recessed Downlight



Model : UNI-CL08R-M-B-4  
Power : 15W/20W  
Lumen : 975lm-1300lm  
Material : Aluminium alloy  
Weight : 0.47Kg  
Input : 220-240V

Dimming options  
- TRIAC  
- 1~10V  
- DALI  
Non dimmable

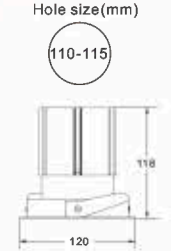


Model	Size	Power	Beam Angle	Dimming Type	CCT	CRI
UNI-CL08R-M-B (Gimbal)	4 Inch	15W 20W	15° 24° 30° 36° 60°	TRIAC 1~10V DALI Non dimmable	2700K 3000K 3500K 4000K 5000K	Ra>82 Ra>92 Ra>97



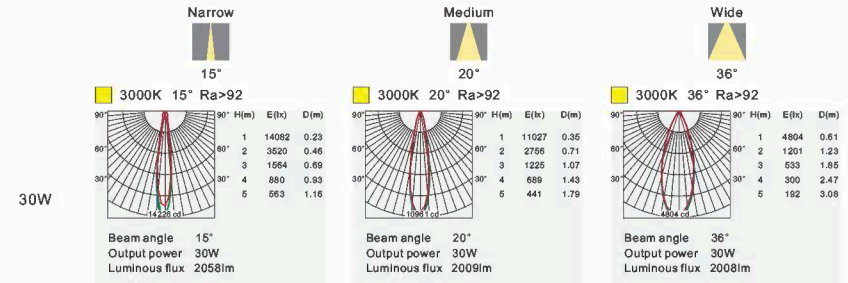
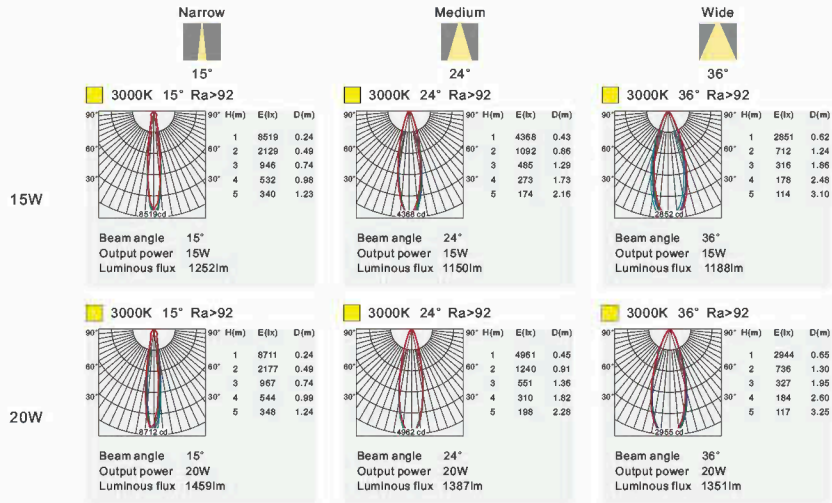
Model : UNI-CL08R-M-B-4  
Power : 30W  
Lumen : 1950lm  
Material : Aluminium alloy  
Weight : 0.58Kg  
Input : 220-240V

Dimming options  
- TRIAC  
- 1~10V  
- DALI  
Non dimmable



Model	Size	Power	Beam Angle	Dimming Type	CCT	CRI
UNI-CL08R-M-B (Gimbal)	New 4 Inch	30W	15° 20° 30° 36° 45°	TRIAC 1~10V DALI Non dimmable	2700K 3000K 3500K 4000K 5000K	Ra>82 Ra>92 Ra>97

Recessed Downlight



	UNI-CL08R-M-A-3 70-74 10W	UNI-CL08R-M-A-4 100-105 15W	UNI-CL08R-M-B-3 80-85 20W	UNI-CL08R-M-B-4 110-115 30W	UNI-CL08R-M-B-3 80-85 10W	UNI-CL08R-M-B-4 110-115 15W	UNI-CL08R-M-B-3 80-85 20W	UNI-CL08R-M-B-4 110-115 30W
<b>Optics</b>								
Narrow 15°	•	•	•	•	•	•	•	•
Medium 20°				•				•
Medium 24°	•	•	•		•	•	•	
Wide 30°	•	•	•	•	•	•	•	•
Wide 36°	•	•	•	•	•	•	•	•
Wide Flood 45°				•				•
Wide Flood 60°		•	•			•	•	
<b>Colour</b>								
White+Iron gray	•	•	•	•	•	•	•	•
<b>Size</b>								
78mm*88mm	•							
110mm*105.5mm		•	•					
110mm*120mm				•				
90mm*87mm					•			
120mm*103mm						•	•	
120mm*118mm								•
<b>Cutout</b>								
70mm-74mm	•							
100mm-105mm		•	•	•				
80mm-85mm					•			
110mm-115mm						•	•	•
<b>LED Brand</b>								
PHILIPS	•	•	•	•	•	•	•	•
CREE	•	•	•	•	•	•	•	•
<b>Flow obviously refers to</b>								
2700K Ra>97	•	•	•	•	•	•	•	•
3000K Ra>97	•	•	•	•	•	•	•	•
2700K Ra>92	•	•	•	•	•	•	•	•
3000K Ra>92	•	•	•	•	•	•	•	•
3500K Ra>92	•	•	•	•	•	•	•	•
4000K Ra>92	•	•	•	•	•	•	•	•
5000K Ra>92	•	•	•	•	•	•	•	•
2700K Ra>82	•	•	•	•	•	•	•	•
3000K Ra>82	•	•	•	•	•	•	•	•
3500K Ra>82	•	•	•	•	•	•	•	•
4000K Ra>82	•	•	•	•	•	•	•	•
5000K Ra>82	•	•	•	•	•	•	•	•
<b>Dimming Type</b>								
DALI	•	•	•	•	•	•	•	•
TRIAC	•	•	•	•	•	•	•	•
1-10V	•	•	•	•	•	•	•	•
Non dimmable	•	•	•	•	•	•	•	•

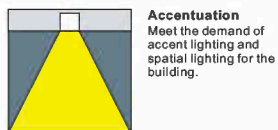
**Notes**

- Different wattages can be provided upon request
- Customization for non-standard solutions in terms of light source, color, length and other specifications.

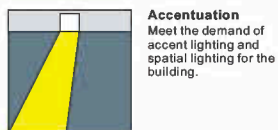
Recessed Downlight

## CL08 Series Downlight

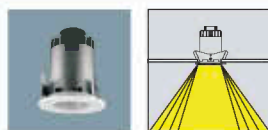
Special shining lights is the characteristic of this flat face ring downlight series. Combining different sizes in one uniform style, meets your multiple demands.



**Accentuation**  
Meet the demand of accent lighting and spatial lighting for the building.

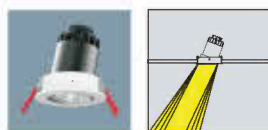


**Accentuation**  
Meet the demand of accent lighting and spatial lighting for the building.



**Downlights (Fixed)**  
Narrow to wide beam ,rotationally symmetrical light distribution for accent lighting.

**LED**  
5W-8W  
325lm-520lm



**Downlights (Adjustable)**  
Narrow to wide beam ,rotationally symmetrical light distribution for accent lighting.

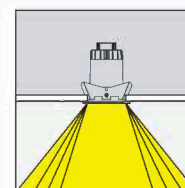
**LED**  
10W  
650lm

**Optics**



**Narrow** 15°      **Medium** 20°/24°      **Wide** 30°/36°      **Flood** 45°/60°

<p>Cutout (55)</p> <p>5W 325lm 8W 520lm</p>	<p>Cutout (65)</p> <p>10W 650lm</p>	<p>Cutout (90)</p> <p>15W 975lm 20W 1300lm 30W 1950lm</p>	<p>Cutout (130)</p> <p>30W 1950lm 40W 2600lm</p>
<p>Cutout (65)</p> <p>5W 325lm 8W 520lm 10W 650lm</p>	<p>Cutout (75)</p> <p>10W 650lm</p>	<p>Cutout (110)</p> <p>15W 975lm 20W 1300lm 30W 1950lm</p>	<p>Cutout (145)</p> <p>30W 1950lm 40W 2600lm</p>



- High-performance Chip**  
Outstanding color rendition effect, meet the lighting demand of upscale places. 2700K/3000K/4000K, Ra>90
- Premium reflector**  
With anodic oxidation treatment, and accurate beam angle

- Cooling System**  
Die-casting aluminium heat sink, conducts the heat from the chip effectively, and ensure the lamp performance and long lifespan.
- Easy installation**  
Clips installation design, simple and easy installation.



High-power LED  
SDCM<3



Excellent thermal management



EMC - optimised



Different light distributions



DALI dimming



Different dimming



IP level



Different sizes



Different color temperatures



2inch (55) 5W/8W      3inch (65) 10W      4inch (90) 15W/20W      New 4inch (90) 30W      5inch (130) 30W/40W

Recessed Downlight

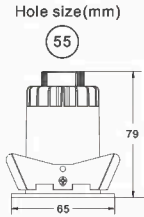
# CL08 Flat Face Series

2inch Fixed 55

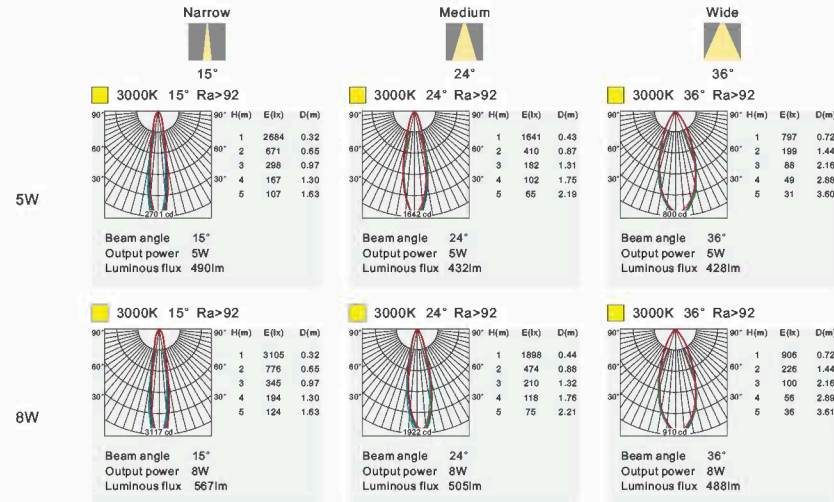


Model : UNI-CL08R-2F  
 Power : 5W/8W  
 Lumen : 325lm-520lm  
 Material : Aluminium alloy  
 Weight : 0.16Kg  
 Input : 220-240V

Dimming options  
 -TRIAC  
 -1~10V  
 -DALI  
 Non dimmable



Model	Size	Power	Beam Angle	Dimming Type	CCT	CRI
UNI-CL08R (Fixed)	2 Inch	5W 8W	15° 24° 30° 36°	TRIAC 1~10V DALI Non dimmable	2700K 3000K 3500K 4000K 5000K	Ra>82 Ra>92 Ra>97



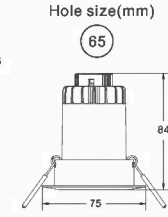
# CL08 Flat Face Series

3inch Fixed 65

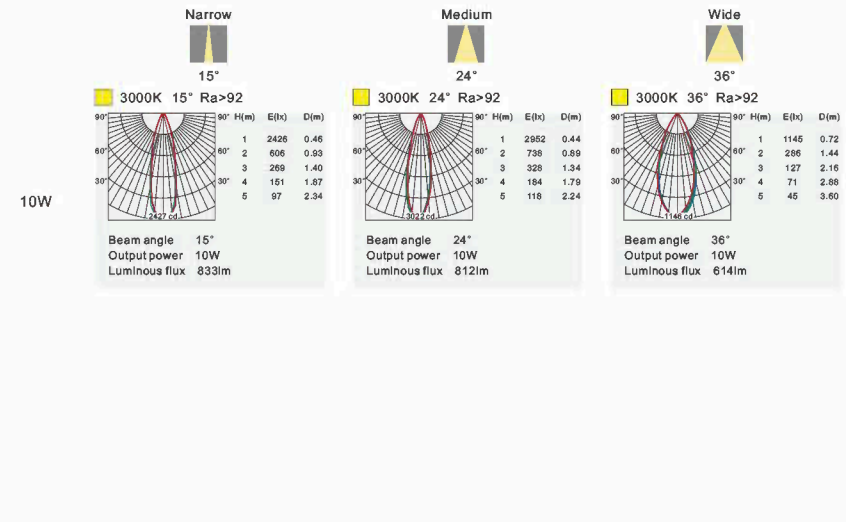


Model : UNI-CL08R-3F  
 Power : 10W  
 Lumen : 650lm  
 Material : Aluminium alloy  
 Weight : 0.17Kg  
 Input : 220-240V

Dimming options  
 -TRIAC  
 -1~10V  
 -DALI  
 Non dimmable



Model	Size	Power	Beam Angle	Dimming Type	CCT	CRI
UNI-CL08R (Fixed)	3 Inch	10W	15° 24° 30° 36°	TRIAC 1~10V DALI Non dimmable	2700K 3000K 3500K 4000K 5000K	Ra>82 Ra>92 Ra>97



Recessed Downlight

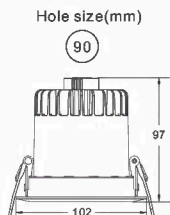






Model : UNI-CL08R-4F  
 Power : 15W/20W  
 Lumen : 975lm-1300lm  
 Material : Aluminium alloy  
 Weight : 0.53Kg  
 Input : 220-240V

Dimming options  
 -TRIAC  
 -1~10V  
 -DALI  
 Non dimmable

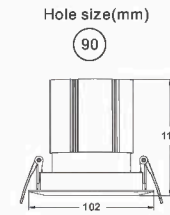


Model	Size	Power	Beam Angle	Dimming Type	CCT	CRI
UNI-CL08R (Fixed)	4 Inch	15W 20W	15°	TRIAC 1~10V DALI Non dimmable	2700K 3000K 3500K 4000K 5000K	Ra>82 Ra>92 Ra>97
			24°			
			30°			
			36°			
			60°			



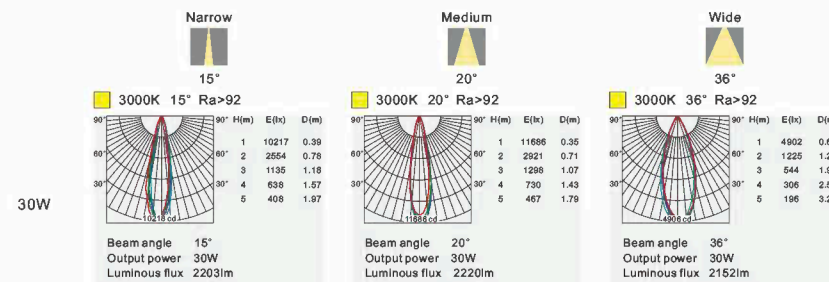
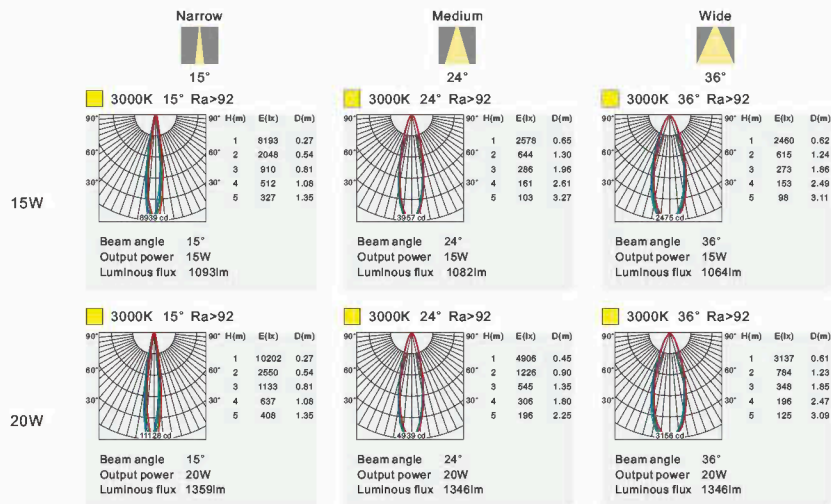
Model : UNI-CL08R-4F  
 Power : 30W  
 Lumen : 1950lm  
 Material : Aluminium alloy  
 Weight : 0.65Kg  
 Input : 220-240V

Dimming options  
 -TRIAC  
 -1~10V  
 -DALI  
 Non dimmable



Model	Size	Power	Beam Angle	Dimming Type	CCT	CRI
UNI-CL08R (Fixed)	New 4 Inch	30W	15°	TRIAC 1~10V DALI Non dimmable	2700K 3000K 3500K 4000K 5000K	Ra>82 Ra>92 Ra>97
			20°			
			30°			
			36°			
			45°			

Recessed Downlight



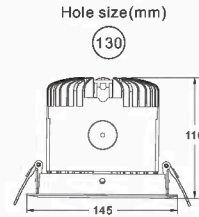
# CL08 Flat Face Series

5inch Fixed (130)

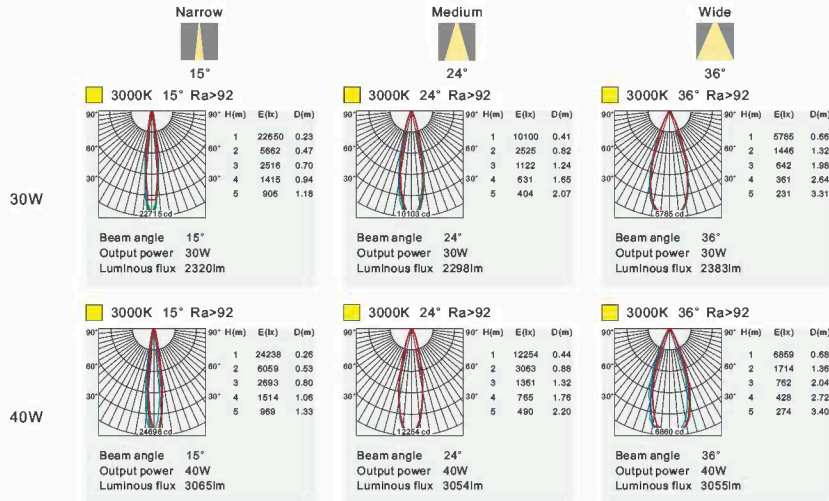


Model : UNI-CL08R-5F  
 Power : 30W/40W  
 Lumen : 1950lm-2600lm  
 Material : Aluminium alloy  
 Weight : 1.00Kg  
 Input : 220-240V

Dimming options  
 -TRIAC  
 -1~10V  
 -DALI  
 Non dimmable



Model	Size	Power	Beam Angle	Dimming Type	CCT	CRI
UNI-CL08R (Fixed)	5 inch	30W 40W	15°	TRIAC 1~10V DALI Non-dimmable	2700K 3000K 3500K 4000K 5000K	Ra>82 Ra>92 Ra>97
			24°			
			30°			
			36°			
			45°			




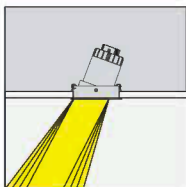
Optics	55		65		90		130	
	UNI-CL08R-2F 5W	8W	UNI-CL08R-3F 10W	15W	UNI-CL08R-4F 20W	30W	UNI-CL08R-5F 30W	40W
Narrow 15°	•	•	•		•		•	•
Medium 20°						•		
Medium 24°	•	•	•	•	•		•	•
Wide 30°	•	•	•	•	•		•	•
Wide 36°	•	•	•	•	•		•	•
Wide Flood 45°						•		•
Wide Flood 60°				•	•			
Colour								
White+Iron gray	•	•	•	•	•	•	•	•
Size								
65mm*79mm	•	•						
75mm*84mm			•					
102mm*97mm				•	•			
102mm*112mm						•		
145mm*116mm							•	•
Cutout								
55mm	•	•						
65mm			•					
90mm				•	•	•		
130mm							•	•
LED Brand								
PHILIPS	•	•	•	•	•	•	•	•
CREE	•	•	•	•	•	•	•	•
Function								
Fixed	•	•	•	•	•	•	•	•
Adjustable								
Flow obviously refers to								
2700K Ra>97	•	•	•	•	•	•	•	•
3000K Ra>97	•	•	•	•	•	•	•	•
2700K Ra>92	•	•	•	•	•	•	•	•
3000K Ra>92	•	•	•	•	•	•	•	•
3500K Ra>92	•	•	•	•	•	•	•	•
4000K Ra>92	•	•	•	•	•	•	•	•
5000K Ra>92	•	•	•	•	•	•	•	•
2700K Ra>82	•	•	•	•	•	•	•	•
3000K Ra>82	•	•	•	•	•	•	•	•
3500K Ra>82	•	•	•	•	•	•	•	•
4000K Ra>82	•	•	•	•	•	•	•	•
5000K Ra>82	•	•	•	•	•	•	•	•
Dimming Type								
DALI	•	•	•	•	•	•	•	•
TRIAC	•	•	•	•	•	•	•	•
1-10V	•	•	•	•	•	•	•	•
Non dimmable	•	•	•	•	•	•	•	•

**Notes**

- Different wattages can be provided upon request
- Customization for non-standard solutions in terms of light source, color, length and other specifications.

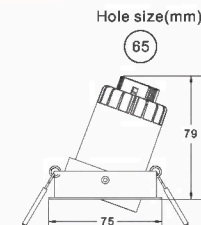
Recessed Downlight





Model : UNI-CL08R-2T  
 Power : 5W/8W/10W  
 Lumen : 325lm-650lm  
 Material : Aluminium alloy  
 Weight : 0.16Kg  
 Input : 220-240V

Dimming options  
 -TRIAC  
 -1~10V  
 -DALI  
 Non dimmable



Model	Size	Power	Beam Angle	Dimming Type	CCT	CRI
UNI-CL08R (Adjustable)	2 inch	5W 8W 10W	15° 24° 30° 36°	TRIAC 1~10V DALI Non dimmable	2700K 3000K 3500K 4000K 5000K	Ra>82 Ra>92 Ra>97

### 1. High-performance Chip

Outstanding color rendition effect, meet the lighting demand of upscale places. 2700K/3000K/4000K, Ra>90

### 2. Premium reflector

With anodic oxidation treatment, and accurate beam angle

### 3. Adjusting Shaft Design

30°adjustable unique light blocking design, reduce lumen losses and waste.

### 4. Cooling System

Die-casting aluminium heat sink, conducts the heat from the chip effectively, and ensure the lamp performance and long lifespan.

### 5. Easy installation

Clips installation design, simple and easy installation.



High-power LED  
SDCM<3



Excellent thermal management



EMC - optimised



Different light distributions



DALI dimming



Different dimming



Tiltable 30°



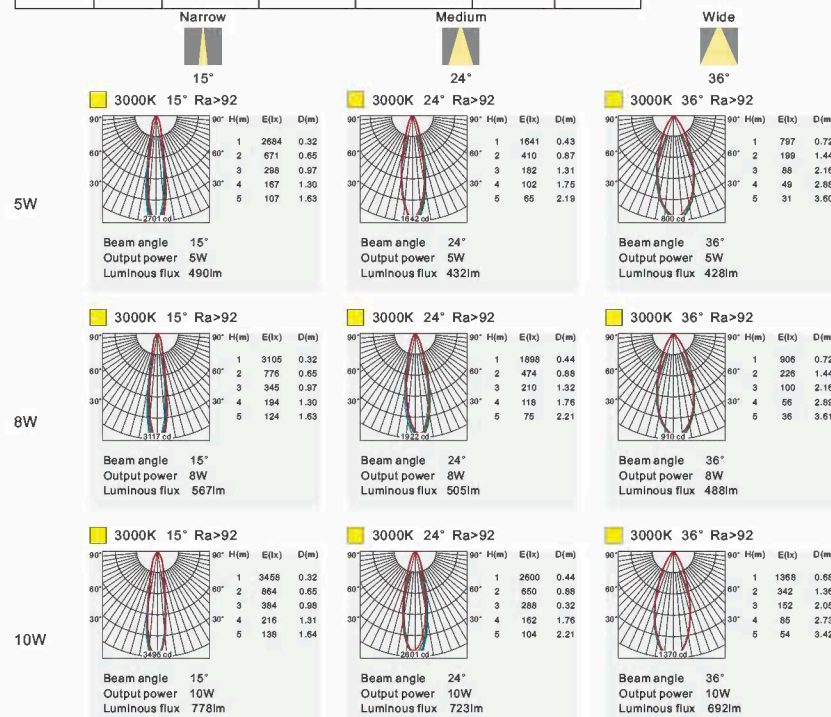
IP level



Different sizes



Different color temperatures



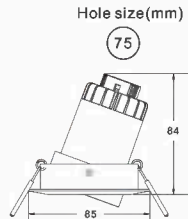
# CL08 Flat Face Series

3inch Adjustable (75)

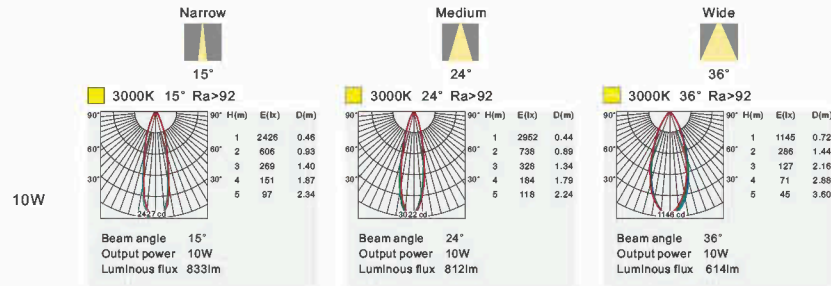


Model : UNI-CL08R-3T  
 Power : 10W  
 Lumen : 650lm  
 Material : Aluminium alloy  
 Weight : 0.17Kg  
 Input : 220-240V

Dimming options  
 -TRIAC  
 -1~10V  
 -DALI  
 Non dimmable



Model	Size	Power	Beam Angle	Dimming Type	CCT	CRI
UNI-CL08R (Adjustable)	3 inch	10W	15°	TRIAC 1~10V DALI Non dimmable	2700K	Ra>82 Ra>92 Ra>97
			24°		3000K	
			30°		3500K	
			36°		4000K 5000K	



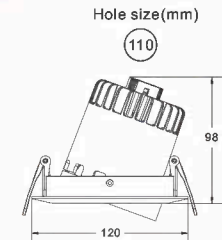
# CL08 Flat Face Series

4inch Adjustable (110)

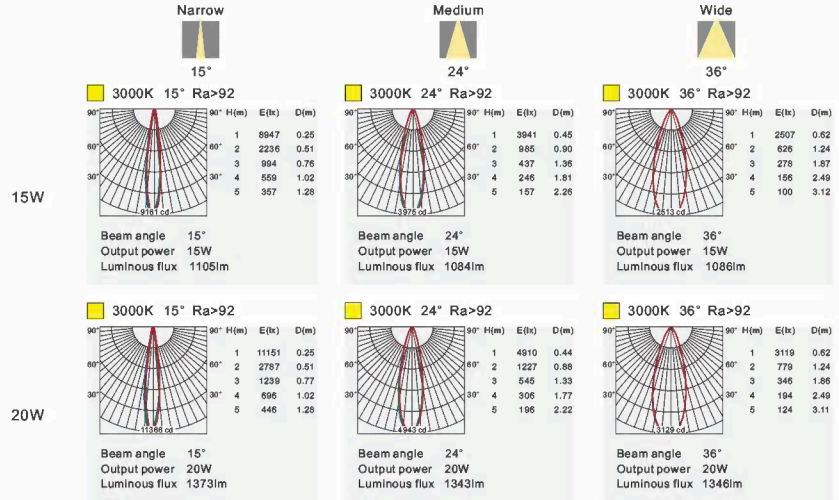


Model : UNI-CL08R-4T  
 Power : 15W/20W  
 Lumen : 975lm-1300lm  
 Material : Aluminium alloy  
 Weight : 0.53Kg  
 Input : 220-240V

Dimming options  
 -TRIAC  
 -1~10V  
 -DALI  
 Non dimmable



Model	Size	Power	Beam Angle	Dimming Type	CCT	CRI
UNI-CL08R (Adjustable)	4 inch	15W 20W	15°	TRIAC 1~10V DALI Non dimmable	2700K	Ra>82 Ra>92 Ra>97
			24°		3000K	
			30°		3500K	
			36°		4000K 5000K	



Recessed Downlight

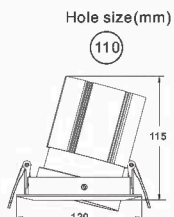







Model : UNI-CL08R-4T  
Power : 30W  
Lumen : 1950lm  
Material : Aluminium alloy  
Weight : 0.65Kg  
Input : 220-240V

Dimming options  
-TRIAC  
-1~10V  
-DALI  
Non dimmable



Model	Size	Power	Beam Angle	Dimming Type	CCT	CRI
UNI-CL08R (Adjustable)	New 4 inch	30W	15° 20° 30° 36° 45°	TRIAC 1~10V DALI Non dimmable	2700K 3000K 3500K 4000K 5000K	Ra>82 Ra>92 Ra>97



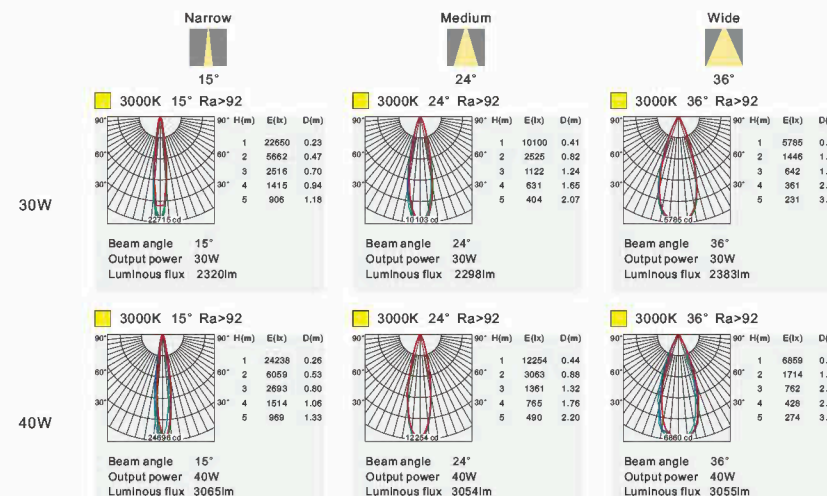
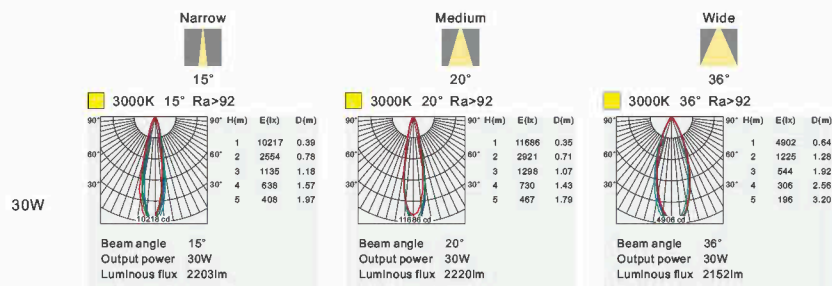
Model : UNI-CL08R-5T  
Power : 30W/40W Lumen : 1950lm-2600lm  
Material : Aluminium alloy  
Weight : 1.00Kg  
Input : 220-240V

Dimming options  
-TRIAC  
-1~10V  
-DALI  
Non dimmable



Model	Size	Power	Beam Angle	Dimming Type	CCT	CRI
UNI-CL08R (Adjustable)	5 inch	30W 40W	15° 24° 30° 36° 45°	TRIAC 1~10V DALI Non dimmable	2700K 3000K 3500K 4000K 5000K	Ra>82 Ra>92 Ra>97

Recessed Downlight





Optics	65			75		110			145	
	UNI-CL08R-ZT		UNI-CL08R-3T	UNI-CL08R-4T		UNI-CL08R-5T				
	5W	8W	10W	10W	15W	20W	30W	30W	40W	
Narrow 15°	•	•	•	•	•	•	•	•	•	
Medium 20°								•		
Medium 24°	•	•	•	•	•	•	•	•	•	
Wide 30°	•	•	•	•	•	•	•	•	•	
Wide 36°	•	•	•	•	•	•	•	•	•	
Wide Flood 45°							•	•	•	
Wide Flood 60°					•	•				
<b>Colour</b>										
White+Iron gray	•	•	•	•	•	•	•	•	•	
<b>Size</b>										
75mm*79mm	•	•	•							
85mm*84mm				•						
120mm*98mm					•	•				
120mm*115mm							•			
160mm*125mm								•	•	
<b>Cutout</b>										
65mm	•	•	•							
75mm				•						
110mm					•	•	•			
145mm								•	•	
<b>LED Brand</b>										
PHILIPS	•	•	•	•	•	•	•	•	•	
CREE	•	•	•	•	•	•	•	•	•	
<b>Function</b>										
Fixed										
Adjustable	•	•	•	•	•	•	•	•	•	
<b>Flow obviously refers to</b>										
2700K Ra>97	•	•	•	•	•	•	•	•	•	
3000K Ra>97	•	•	•	•	•	•	•	•	•	
2700K Ra>92	•	•	•	•	•	•	•	•	•	
3000K Ra>92	•	•	•	•	•	•	•	•	•	
3500K Ra>92	•	•	•	•	•	•	•	•	•	
4000K Ra>92	•	•	•	•	•	•	•	•	•	
5000K Ra>92	•	•	•	•	•	•	•	•	•	
2700K Ra>82	•	•	•	•	•	•	•	•	•	
3000K Ra>82	•	•	•	•	•	•	•	•	•	
3500K Ra>82	•	•	•	•	•	•	•	•	•	
4000K Ra>82	•	•	•	•	•	•	•	•	•	
5000K Ra>82	•	•	•	•	•	•	•	•	•	
<b>Dimming Type</b>										
DALI	•	•	•	•	•	•	•	•	•	
TRIAC			•	•	•	•	•	•	•	
1-10V		•	•	•	•	•	•	•	•	
Non dimmable	•	•	•	•	•	•	•	•	•	

**Notes**  
 - Different wattages can be provided upon request  
 - Customization for non-standard solutions in terms of light source, color, length and other specifications.

Recessed Downlight