

TL09 - Track Light

Indoor Architectural Lighting



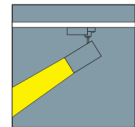

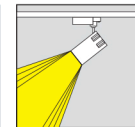
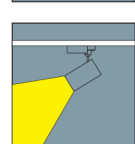

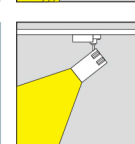
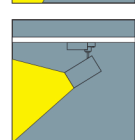

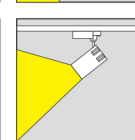
UNITECH
DIGITALMEDIA

TL-09 Series Spotlight







With color filters, they are good for decorative lighting effects, and ensure you soft and comfortable lighting.



Track Light

	<p>Accentuation Meet the demand of accent lighting and spatial lighting for the building.</p>			<p>Spotlights Narrow to very wide beam , rotationally symmetrical light distribution for accent lighting.</p>	<p>LED 30W-50W 2550lm-4250lm</p>
	<p>Washlighting Wide-beam illumination of larger objects or spatial zones.</p>			<p>Floodlights Axially symmetrical light distribution with flood characteristics produced by an oval beam for floodlighting.</p>	<p>LED 30W-50W 2550lm-4250lm</p>
	<p>Wallwashing Wide asymmetric light distribution for wall washing lighting or creating a sense of space.</p>			<p>Wallwashing Asymmetrical light distribution for highly uniform wallwashing.</p>	<p>LED 30W-50W 2550lm-4250lm</p>


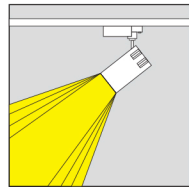
Optics

					
<p>Narrow 15°</p>	<p>Medium 20°</p>	<p>Wide 30°/36°</p>	<p>Flood 45°</p>	<p>Oval Flood</p>	<p>Wall Washer</p>



A-96
30W 2550lm
35W 2975lm
50W 4250lm

TL09 Top Mounted Series



1. Good Quality LED Chip

Top brand high lumen COB LED, luminous efficiency of the whole lighting fixture can be above 85lm/w.

2. Tilttable

Horizontal rotation 350° and vertical tilt 90°, achieving precise spotting angle.

3. Variety Accessories

Variety optical accessories to satisfy different lighting effect; easy disassembly and replacing by hand.

4. Anti-glare

Anti-glare designed lamp body.

5. Excellent Heat Dissipation

Use high quality die-casting aluminium heat sink with convection cooling method, cooling fast to low down luminous decay efficiently.



High-power LED
SDCM<3



Excellent thermal management



EMC - optimised



Different light distributions



DALI dimming



Different dimming



Deep anti-dazzle



Optischer cut-off 30°



Tilttable 90°



Horizontal 350°



IP level



Different color filters



Different glasses



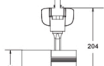
Different color temperatures



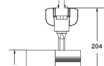
Different housing colours



Different sizes



A-96
30W/35W



A-96
50W

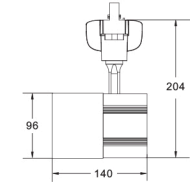
TL09 Top Mounted Series



Model : UNI-TL09R-A-96
Power : 30W/35W
Lumen : 2550lm-2975lm
Material : Aluminium alloy
Weight : 1.20Kg
Input : 220-240V



Dimming options
-TRIAC
-1~10V
-DALI
Non dimmable



Model	Power	Beam Angle	Dimming Type	CCT	CRI	Installation	Finish	Accessories
UNI-TL09R-A-96	30W 35W	15° 24° 30° 36° 45°	TRIAC 1~10V DALI Non dimmable	3000K 3500K 4000K	Ra>82 Ra>92 Ra>97	1-phase track 2-phase track 3-phase track L6+DALI track	Black White	Honeycomb filter Lens for wall washer Lens for strip-type light spot Red filter Green filter Blue filter

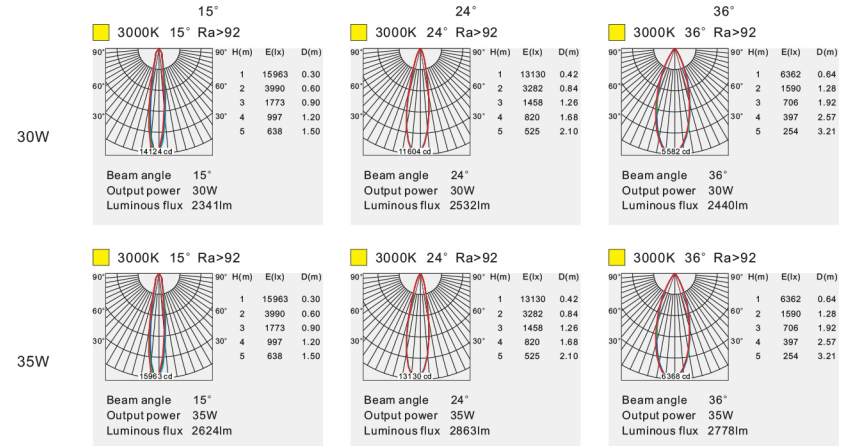
Narrow



Medium



Wide



Track Light



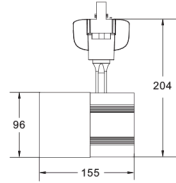
TL 09 Top Mounted Series



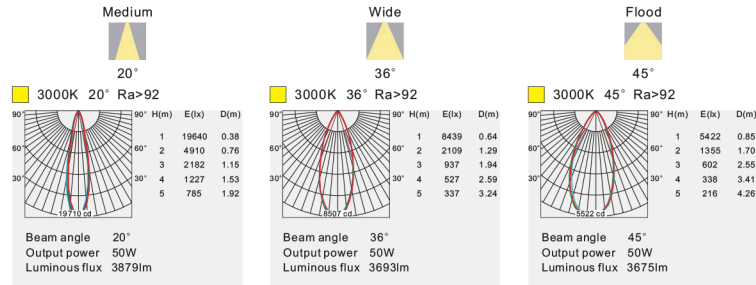
Model : UNI-TL09R-A-96
 Power : 50W
 Lumen : 4250lm
 Material : Aluminium alloy
 Weight : 1.35Kg
 Input : 220-240V



Dimming options
 -DALI
 Non dimmable



Model	Power	Beam Angle	Dimming Type	CCT	CRI	Installation	Finish	Accessories
UNI-TL09R-A-96	50W	20° 30° 36° 45°	DALI Non dimmable	3000K 3500K 4000K	Ra>82 Ra>92 Ra>97	1-phase track 2-phase track 3-phase track L6+DALI track	Black White	Honeycomb filter Lens for wall washer Lens for strip-type light spot Red filter Green filter Blue filter



Optics	30W	35W	50W
Narrow 15°	•	•	
Medium 20°			•
Medium 24°	•	•	
Wide 30°	•	•	•
Wide 36°	•	•	•
Flood 45°	•	•	•
Wall washer	•	•	•
Oval Flood	•	•	•

Colour	30W	35W	50W
White	•	•	•
Black	•	•	•

Size	30W	35W	50W
140mm*96mm*204mm	•	•	
155mm*96mm*205mm			•

LED Brand	30W	35W	50W
CITIZEN	•	•	•
PHILIPS	•	•	

Flow obviously refers to	30W	35W	50W
3000K Ra>97	1800LM	2100LM	
3000K Ra>92	2100LM	2400LM	3450LM
3500K Ra>92	2150LM	2450LM	3500LM
4000K Ra>92	2200LM	2500LM	3550LM
3000K Ra>82	2800LM	3100LM	4400LM
4000K Ra>82	2900LM	3200LM	4500LM

Dimming Type	30W	35W	50W
DALI	•	•	•
TRIAC	•	•	
1-10V	•	•	
Non dimmable	•	•	•

Installation	30W	35W	50W
1-phase track	•	•	•
2-phase track	•	•	•
3-phase track	•	•	•
L6 + DALI track	•	•	•

Accessories	30W	35W	50W
Honeycomb Filter	•	•	•
Lens For Wall Washer	•	•	•
Lens For Strip-type Light Spot	•	•	•
Red Filter	•	•	•
Green Filter	•	•	•
Blue Filter	•	•	•
Wide reflective cup	•	•	•

Track Light

Optical Accessories



Red Filter



Green Filter




Blue Filter



Lens For Wall
Washer



Lens For Strip-type
Light Spot



Honeycomb Filter

Notes

- Different wattages can be provided upon request
- Customization for non-standard solutions in terms of light source, color, length and other specifications.